

Round 2

19th March 2017

**Spring
Sprint**

14:30 - Open League R2

01 - Elviss Zutis

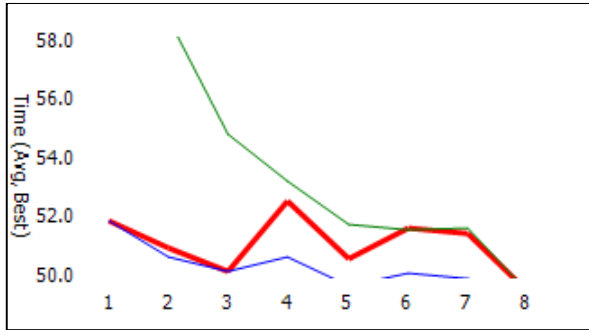
1st Place

Award: 3 time(s) best of the week., 21 time(s) best of the day. **ProSkill** 3048 Ranked 1 of 40968 (100.00 %) Racer since: 06/11/2015. 33rd visit, 117th race

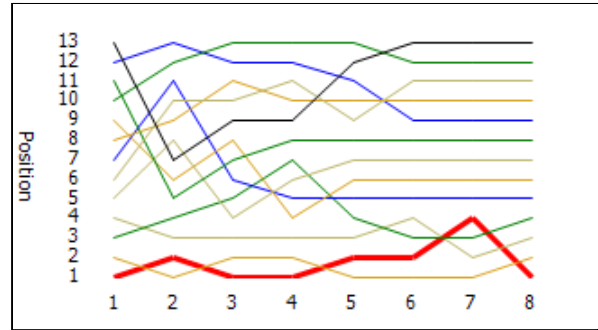
Laptimes (Open - Prac 5min - INTL) 19/03/2017 14:31

Heat #: 31

Position (By Best Lap Time)



01-51.918 02-50.987 03-50.162
 06-51.636 07-51.491 **08-49.524**



04-52.580 05-50.634

Birmingham Wheels

Pos	Racer	Best Lap	#Lap	Gap	ProSkill
1	01 - Elviss Zu...	49.524	8	-	3048 (+5)
2	13 - Darelle W...	49.663	7	0.139	2823 (+5)
3	04 - Mitchell ...	49.945	7	0.421	2258 (+5)
4	09 - Craig Nash	50.065	7	0.541	2014 (+5)
5	12 - Dwain Wil...	50.857	6	1.333	1949 (+5)
6	10 - Bob Moss	51.241	6	1.717	1910 (+5)
7	07 - Hassen Za...	51.449	7	1.925	1807 (+5)
8	11 - Sam Knowles	51.457	6	1.933	1267 (+5)
9	02 - Daniel Ch...	52.087	7	2.563	1327 (+5)
10	05 - Matthew J...	52.091	7	2.567	1205 (+5)
11	03 - Kevin Tay...	52.630	7	3.106	1169 (+5)
12	06 - Michael S...	52.972	6	3.448	1205 (+5)
13	08 - Mo Mohamed	53.689	4	4.165	1279 (+5)

Top ProSkill. Overall	ProSkill	Best of The Week	Time
1 17 - Louis Dymond	3040	1 01 - Elviss Zutis	49.284
2 01 - Elviss Zutis	2984	2 04 - Mitchell Ta...	49.593
3 13 - Darelle Wilson	2893	3 13 - Darelle Wil...	49.663
4 01 - Michael Tarrant	2629	4 09 - Craig Nash	49.916
5 Chris King	2437	5 12 - Dwain Wilson	50.128
6 Andy Spencer	2410	6 Chris Shaw	50.371
7 04 - Mitchell Taylor	2239	7 Mark Gilbert	50.538
8 09 - Craig Nash	2097	8 11 - Sam Knowles	50.604
9 08 - James Cook	2091	9 Andy Sinton	50.670
10 12 - Dwain Wilson	2070	10 Jake Smith	50.904
11 02 Sam De Silva (27)	1960	11 10 - Bob Moss	50.923
12 09 - Mark Mccann	1926	12 07 - Hassen Zalz...	50.953

Heat Results												
Heat Type Open - Prac 5min - INTL												
Win By Best Lap												
Date 19/03/2017 14:31												
Winner 01 - Elviss Zu...												
Heat Winner:		Racer01 - Elviss Zu...										
		Best Lap49.524	# of Laps 8	Gap from Leader -	Average Lap 51.002							
2nd Place:		Racer13 - Darelle W...										
		Best Lap49.663	# of Laps 7	Gap from Leader 0.139	Average Lap 51.342							
3rd Place:		Racer04 - Mitchell ...										
		Best Lap49.945	# of Laps 7	Gap from Leader 0.421	Average Lap 50.895							
		ProSkill SCORE 3048	This Round +/-	5								
		ProSkill SCORE 2823	This Round +/-	5								
		ProSkill SCORE 2258	This Round +/-	5								
Position	Racer	Best Lap	Gap from Leader	# of Laps	Average Lap	ProSkill						
4	<u>09 - Craig Nash</u>	50.065	0.541	7	52.073	2014						
5	<u>12 - Dwain Wil...</u>	50.857	1.333	6	58.454	1949						
6	<u>10 - Bob Moss</u>	51.241	1.717	6	53.423	1910						
7	<u>07 - Hassen Za...</u>	51.449	1.925	7	53.752	1807						
8	<u>11 - Sam Knowles</u>	51.457	1.933	6	53.912	1267						
9	<u>02 - Daniel Ch...</u>	52.087	2.563	7	55.53	1327						
10	<u>05 - Matthew J...</u>	52.091	2.567	7	53.956	1205						
11	<u>03 - Kevin Tay...</u>	52.63	3.106	7	54.76	1169						
12	<u>06 - Michael S...</u>	52.972	3.448	6	58.443	1205						
13	<u>08 - Mo Mohamed</u>	53.689	4.165	4	53.847	1279						
Lap Times by Racer												
10 - Bob Moss	13 - Darelle W...	02 - Daniel Ch...	08 - Mo Mohamed	09 - Craig Nash	12 - Dwain Wil...	01 - Elviss Zu...	04 - Mitchell ...	03 - Kevin Tay...	11 - Sam Knowles	07 - Hassen Za...	05 - Matthew J...	06 - Michael S...
(Penalties: 0)	(Penalties: 0)	(Penalties: 0)	(Penalties: 0)	(Penalties: 0)	(Penalties: 0)	(Penalties: 0)	(Penalties: 0)	(Penalties: 0)	(Penalties: 0)	(Penalties: 0)	(Penalties: 0)	(Penalties: 0)
1 57.016 [9]	1 52.463 [2]	1 58.124 [12]	1 197.079 [13]	1 53.244 [3]	1 55.953 [7]	1 51.918 [1]	1 54.478 [4]	1 55.685 [6]	1 58.08 [11]	1 54.521 [5]	1 56.945 [8]	1 57.198 [10]
2 53.739 [6]	2 50.671 [1]	2 62.644 [13]	2 53.743 [7]	2 57.565 [4]	2 85.202 [11]	2 50.987 [2]	2 52.808 [3]	2 59.636 [10]	2 53.496 [5]	2 62.402 [8]	2 55.141 [9]	2 66.255 [12]
3 58.229 [8]	3 56.661 [2]	3 56.937 [12]	3 54.108 [9]	3 51.838 [5]	3 53.26 [6]	3 50.162 [1]	3 50.97 [3]	3 55.113 [10]	3 55.914 [7]	3 51.818 [4]	3 56.39 [11]	3 61.751 [13]
4 51.241 [4]	4 50.666 [2]	4 55.054 [12]	4 53.689 [9]	4 51.956 [7]	4 51.433 [5]	4 52.58 [1]	4 50.77 [3]	4 54.883 [11]	4 56.497 [8]	4 52.461 [6]	4 53.948 [10]	4 57.215 [13]
5 51.669 [6]	5 49.663 [1]	5 53.145 [11]	5 50.72 [4]	5 50.857 [5]	5 50.857 [5]	5 50.634 [2]	5 50.378 [4]	5 52.63 [9]	5 52.196 [8]	5 52.779 [7]	5 52.976 [10]	5 54.02 [13]
6 52.235 [6]	6 50.112 [1]	6 52.087 [9]	6 50.296 [3]	6 50.296 [3]	6 51.516 [5]	6 51.636 [2]	6 49.945 [2]	6 52.807 [11]	6 51.457 [8]	6 51.449 [7]	6 52.091 [10]	6 52.972 [12]
7 50.277 [1]	7 50.277 [1]	7 53.311 [9]	7 50.065 [3]	7 50.065 [3]	7 50.065 [3]	7 51.491 [4]	7 51.491 [4]	7 53.489 [11]	7 51.604 [7]	7 51.604 [7]	7 53.188 [10]	7 53.188 [12]
8 49.524 [1]	8 49.524 [1]	8 49.524 [1]	8 49.524 [1]	8 49.524 [1]	8 49.524 [1]	8 49.524 [1]	8 49.524 [1]	8 49.524 [1]	8 49.524 [1]	8 49.524 [1]	8 49.524 [1]	8 49.524 [1]

Race Grids

	r1	r2	r3
Pole >	12	3	4
2 >	1	7	10
3 >	9	13	5
4 >	8	6	13
5 >	13	4	2
6 >	11	10	11
7 >	10	12	1
8 >	4	5	6
9 >	6	9	9
10 >	7	1	3
11 >	5	11	8
12 >	2	2	7
13 >	3	8	12

14:30 - Open League R2

13 - Darelle Wilson

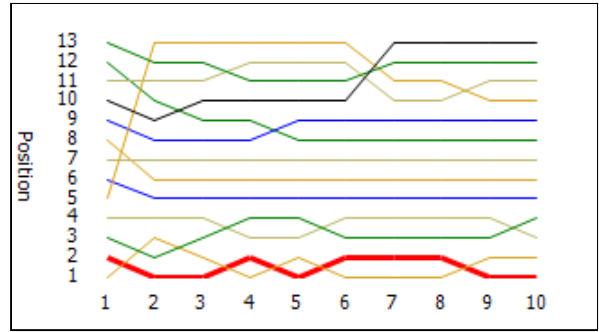
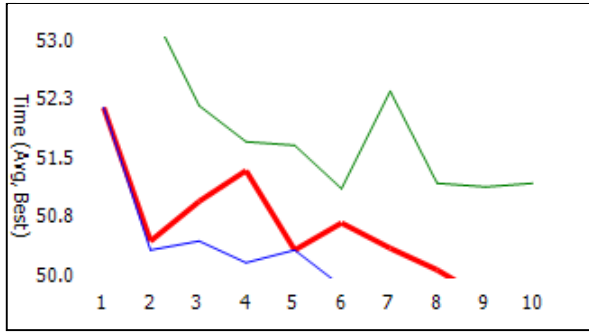
1st Place

Award: 4 time(s) best of the day. **ProSkill** 2893 Ranked 3 of 40968 (99.99 %)
 Racer since: 22/08/2010. 28th visit, 41st race

Laptimes (Open - Race 8min - INTL) 19/03/2017 14:39

Heat #: 32

Position (By Position)



01-52.173 02-50.462 03-50.973
 06-50.692 07-50.357 08-50.096

04-51.363 05-50.345
09-49.724 10-49.835

Birmingham Wheels

Pos	Racer	#Lap	Avg.	Gap	ProSkill
1	13 - Darelle W...	10	50.602	-	2893 (+70)
2	12 - Dwain Wil...	10	50.926	1.371	2070 (+121)
3	09 - Craig Nash	10	50.879	2.070	2097 (+83)
4	01 - Elviss Zu...	10	50.969	2.267	2984 (-64)
5	04 - Mitchell ...	10	50.859	3.406	2239 (-19)
6	07 - Hassen Za...	10	51.734	12.653	1820 (+13)
7	11 - Sam Knowles	10	51.892	13.110	1318 (+51)
8	10 - Bob Moss	10	52.454	19.466	1856 (-54)
9	06 - Michael S...	10	53.042	25.726	1221 (+16)
10	08 - Mo Mohamed	10	53.632	29.868	1266 (-13)
11	03 - Kevin Tay...	10	53.277	30.777	1149 (-20)
12	05 - Matthew J...	10	53.832	33.958	1162 (-43)
13	02 - Daniel Ch...	10	53.867	35.179	1251 (-76)

Top ProSkill. Overall	ProSkill	Best of The Week	Time
1 17 - Louis Dymond	3040	1 01 - Elviss Zutis	49.284
2 01 - Elviss Zutis	2984	2 04 - Mitchell Ta...	49.593
3 13 - Darelle Wilson	2893	3 13 - Darelle Wil...	49.663
4 01 - Michael Tarrant	2629	4 09 - Craig Nash	49.916
5 Chris King	2437	5 12 - Dwain Wilson	50.128
6 Andy Spencer	2410	6 Chris Shaw	50.371
7 04 - Mitchell Taylor	2239	7 Mark Gilbert	50.538
8 09 - Craig Nash	2097	8 11 - Sam Knowles	50.604
9 08 - James Cook	2091	9 Andy Sinton	50.670
10 12 - Dwain Wilson	2070	10 Jake Smith	50.904
11 02 Sam De Silva (27)	1960	11 10 - Bob Moss	50.923
12 09 - Mark Mccann	1926	12 07 - Hassen Zalz...	50.953

Heat Results						
Heat Type Open - Race 8min - INTL						
Win By Position						
Date 19/03/2017 14:39						
Winner 13 - Darelle W...						
Heat Winner:		Racer13 - Darelle W...				
		Best Lap49.724	# of Laps 10	Gap from Leader -	Average Lap 50.602	
2nd Place:		Racer12 - Dwain Wil...				
		Best Lap50.128	# of Laps 10	Gap from Leader 1.371	Average Lap 50.926	
3rd Place:		Racer09 - Craig Nash				
		Best Lap49.916	# of Laps 10	Gap from Leader 2.070	Average Lap 50.879	
ProSkill SCORE 2893		This Round +/-		70		
ProSkill SCORE 2070		This Round +/-		121		
ProSkill SCORE 2097		This Round +/-		83		
Position	Racer	Best Lap	Gap from Leader	# of Laps	Average Lap	ProSkill
4	01 - Elviss Zu...	49.921	2.267	10	50.969	2984
5	04 - Mitchell ...	49.593	3.406	10	50.859	2239
6	07 - Hassen Za...	50.953	12.653	10	51.734	1820
7	11 - Sam Knowles	50.604	13.110	10	51.892	1318
8	10 - Bob Moss	50.923	19.466	10	52.454	1856
9	06 - Michael S...	51.628	25.726	10	53.042	1221
10	08 - Mo Mohamed	51.713	29.868	10	53.632	1266
11	03 - Kevin Tay...	51.956	30.777	10	53.277	1149
12	05 - Matthew J...	51.819	33.958	10	53.832	1162
13	02 - Daniel Ch...	51.687	35.179	10	53.867	1251

Lap Times by Racer												
10 - Bob Moss	13 - Darelle W...	02 - Daniel Ch...	08 - Mo Mohamed	09 - Craig Nash	12 - Dwain Wil...	01 - Elviss Zu...	04 - Mitchell ...	03 - Kevin Tay...	11 - Sam Knowles	07 - Hassen Za...	05 - Matthew J...	06 - Michael S...
(Penalties: 0)	(Penalties: 0)	(Penalties: 0)	(Penalties: 0)	(Penalties: 0)	(Penalties: 0)	(Penalties: 0)	(Penalties: 0)	(Penalties: 0)	(Penalties: 0)	(Penalties: 0)	(Penalties: 0)	(Penalties: 0)
1 58.556 [12]	1 52.173 [2]	1 55.322 [10]	1 55.778 [5]	1 54.003 [4]	1 53.653 [1]	1 53.909 [3]	1 54.784 [6]	1 55.179 [11]	1 55.618 [7]	1 54.507 [8]	1 60.726 [13]	1 56.441 [9]
2 53.028 [10]	2 50.462 [1]	2 54.472 [9]	2 63.866 [13]	2 50.347 [4]	2 51.552 [3]	2 50.523 [2]	2 53.14 [5]	2 53.479 [11]	2 54.184 [7]	2 53.586 [6]	2 52.863 [12]	2 53.241 [8]
3 51.613 [9]	3 50.973 [1]	3 55.362 [10]	3 52.616 [13]	3 51.201 [4]	3 50.462 [2]	3 51.003 [3]	3 50.666 [5]	3 55.58 [11]	3 52.307 [7]	3 51.227 [6]	3 53.072 [12]	3 52.395 [8]
4 52.623 [9]	4 51.363 [2]	4 52.008 [10]	4 51.763 [13]	4 50.674 [3]	4 51.008 [1]	4 51.842 [4]	4 50.186 [5]	4 53.384 [12]	4 51.214 [7]	4 51.089 [6]	4 52.08 [11]	4 53.292 [8]
5 53.136 [8]	5 50.345 [1]	5 52.547 [10]	5 52.415 [13]	5 50.46 [3]	5 50.648 [2]	5 50.498 [4]	5 50.656 [5]	5 52.866 [12]	5 51.549 [7]	5 50.953 [6]	5 52.214 [11]	5 53.507 [9]
6 51.497 [8]	6 50.692 [2]	6 51.951 [10]	6 51.735 [13]	6 50.799 [4]	6 50.285 [1]	6 49.921 [3]	6 49.873 [5]	6 51.956 [12]	6 50.706 [7]	6 51.427 [6]	6 51.819 [11]	6 52.127 [9]
7 51.019 [8]	7 50.357 [2]	7 61.086 [13]	7 52.109 [11]	7 50.244 [4]	7 50.43 [1]	7 50.353 [3]	7 49.853 [5]	7 52.337 [10]	7 51.402 [7]	7 51.197 [6]	7 58.739 [12]	7 51.628 [9]
8 50.954 [8]	8 50.096 [2]	8 51.687 [13]	8 52.018 [11]	8 50.867 [4]	8 50.128 [1]	8 50.561 [3]	8 49.944 [5]	8 52.056 [10]	8 50.636 [7]	8 51.062 [6]	8 52.816 [12]	8 52.672 [9]
9 50.923 [8]	9 49.724 [1]	9 52.261 [13]	9 51.713 [10]	9 49.916 [4]	9 50.581 [2]	9 50.128 [3]	9 49.891 [5]	9 53.296 [11]	9 50.604 [7]	9 51.28 [6]	9 51.887 [12]	9 52.646 [9]
10 51.192 [8]	10 49.835 [1]	10 51.973 [13]	10 52.309 [10]	10 50.28 [3]	10 50.509 [2]	10 50.95 [4]	10 49.593 [5]	10 52.641 [11]	10 50.703 [7]	10 51.011 [6]	10 52.102 [12]	10 52.471 [9]

14:30 - Open League R2

10 - Bob Moss

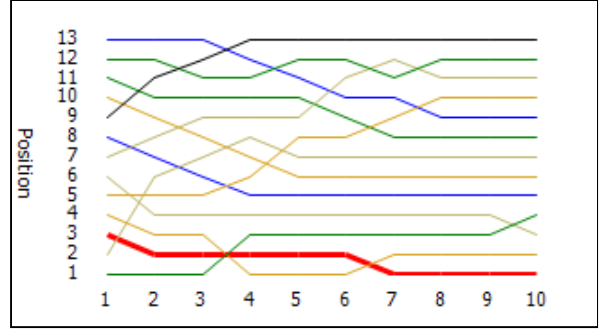
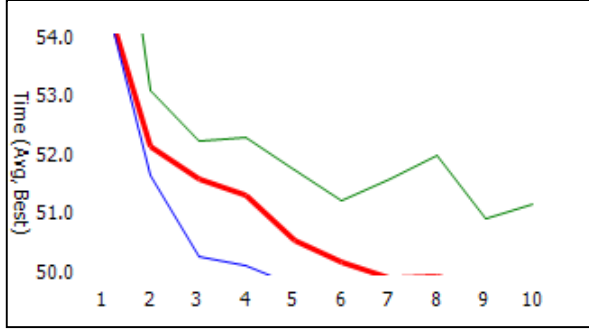
1st Place

Award: 1 time(s) best of the week., 3 time(s) best of the day. **ProSkill** 2019 Ranked 11 of 40968 (99.97 %)
 Racer since: 06/02/2011. 34th visit, 79th race

Laptimes (Open - Race 8min - INTL) 19/03/2017 14:49

Heat #: 33

Position (By Position)



01-54.819 02-52.162 03-51.621
 06-50.185 07-49.913 08-49.968

04-51.350 05-50.581
 09-49.772 **10-49.676**

Birmingham Wheels

Pos	Racer	#Lap	Avg.	Gap	ProSkill
1	10 - Bob Moss	10	51.005	-	2019 (+163)
2	12 - Dwain Wil...	10	51.055	1.167	2185 (+115)
3	09 - Craig Nash	10	51.282	4.392	2175 (+78)
4	07 - Hassen Za...	10	51.629	4.914	1891 (+71)
5	13 - Darelle W...	10	51.792	7.069	2826 (-67)
6	01 - Elviss Zu...	10	51.612	7.437	2862 (-122)
7	03 - Kevin Tay...	10	53.103	19.445	1208 (+59)
8	11 - Sam Knowles	10	52.923	20.688	1346 (+28)
9	08 - Mo Mohamed	10	52.973	22.126	1277 (+11)
10	04 - Mitchell ...	10	53.483	24.802	2101 (-138)
11	06 - Michael S...	10	53.658	26.202	1195 (-26)
12	05 - Matthew J...	10	54.136	32.362	1124 (-38)
13	02 - Daniel Ch...	10	54.126	32.943	1182 (-69)

Top ProSkill. Overall	ProSkill	Best of The Week	Time
1 17 - Louis Dymond	3040	1 01 - Elviss Zutis	49.284
2 01 - Elviss Zutis	2862	2 04 - Mitchell Ta...	49.593
3 13 - Darelle Wilson	2826	3 13 - Darelle Wil...	49.663
4 01 - Michael Tarrant	2629	4 10 - Bob Moss	49.676
5 Chris King	2437	5 09 - Craig Nash	49.916
6 Andy Spencer	2410	6 12 - Dwain Wilson	50.011
7 12 - Dwain Wilson	2185	7 Chris Shaw	50.371
8 09 - Craig Nash	2175	8 07 - Hassen Zalz...	50.387
9 04 - Mitchell Taylor	2101	9 Mark Gilbert	50.538
10 08 - James Cook	2091	10 11 - Sam Knowles	50.604
11 10 - Bob Moss	2019	11 Andy Sinton	50.670
12 02 Sam De Silva (27)	1960	12 08 - Mo Mohamed	50.865

Heat Results												
Heat Type Open - Race 8min - INTL												
Win By Position												
Date 19/03/2017 14:49												
Winner 10 - Bob Moss												
Heat Winner:	Racer10 - Bob Moss											
	Best Lap	49.676	# of Laps	10	Gap from Leader	-						
	ProSkill SCORE	2019	This Round +/-		163	Average Lap	51.005					
2nd Place:	Racer12 - Dwain Wil...											
	Best Lap	50.011	# of Laps	10	Gap from Leader	1.167						
	ProSkill SCORE	2185	This Round +/-		115	Average Lap	51.055					
3rd Place:	Racer09 - Craig Nash											
	Best Lap	50.093	# of Laps	10	Gap from Leader	4.392						
	ProSkill SCORE	2175	This Round +/-		78	Average Lap	51.282					
Position	Racer	Best Lap	Gap from Leader	# of Laps	Average Lap	ProSkill						
4	07 - Hassen Za...	50.387	4.914	10	51.629	1891						
5	13 - Darelle W...	50.124	7.069	10	51.792	2826						
6	01 - Elviss Zu...	49.68	7.437	10	51.612	2862						
7	03 - Kevin Tay...	51.418	19.445	10	53.103	1208						
8	11 - Sam Knowles	50.864	20.688	10	52.923	1346						
9	08 - Mo Mohamed	50.865	22.126	10	52.973	1277						
10	04 - Mitchell ...	51.157	24.802	10	53.483	2101						
11	06 - Michael S...	51.669	26.202	10	53.658	1195						
12	05 - Matthew J...	51.721	32.362	10	54.136	1124						
13	02 - Daniel Ch...	51.269	32.943	10	54.126	1182						
Lap Times by Racer												
10 - Bob Moss	13 - Darelle W...	02 - Daniel Ch...	08 - Mo Mohamed	09 - Craig Nash	12 - Dwain Wil...	01 - Elviss Zu...	04 - Mitchell ...	03 - Kevin Tay...	11 - Sam Knowles	07 - Hassen Za...	05 - Matthew J...	06 - Michael S...
(Penalties: 0)	(Penalties: 0)	(Penalties: 0)	(Penalties: 0)	(Penalties: 0)	(Penalties: 0)	(Penalties: 0)	(Penalties: 0)	(Penalties: 0)	(Penalties: 0)	(Penalties: 0)	(Penalties: 0)	(Penalties: 0)
1 54.819 [3]	1 60.684 [8]	1 60.287 [9]	1 64.068 [13]	1 55.782 [6]	1 55.049 [4]	1 60.939 [10]	1 56.542 [5]	1 56.272 [2]	1 60.891 [11]	1 55.728 [1]	1 62.716 [12]	1 59.89 [7]
2 52.162 [2]	2 51.673 [7]	2 55.127 [11]	2 51.94 [13]	2 51.753 [4]	2 51.76 [3]	2 52.483 [9]	2 52.709 [5]	2 56.124 [6]	2 54.408 [10]	2 52.363 [1]	2 54.057 [12]	2 54.084 [8]
3 51.621 [2]	3 50.949 [6]	3 54.496 [12]	3 53.31 [13]	3 50.662 [4]	3 51.313 [3]	3 50.284 [8]	3 52.961 [5]	3 52.979 [7]	3 52.975 [10]	3 51.654 [1]	3 53.056 [11]	3 53.099 [9]
4 51.35 [2]	4 50.769 [5]	4 59.395 [13]	4 52.079 [12]	4 50.93 [4]	4 50.993 [1]	4 50.136 [7]	4 52.723 [6]	4 52.191 [8]	4 52.21 [10]	4 52.169 [3]	4 52.017 [11]	4 53.084 [9]
5 50.581 [2]	5 50.506 [5]	5 51.269 [13]	5 50.865 [11]	5 50.936 [4]	5 50.389 [1]	5 49.815 [6]	5 57.02 [8]	5 54.451 [7]	5 51.829 [10]	5 50.649 [3]	5 52.247 [12]	5 52.361 [9]
6 50.185 [2]	6 50.513 [5]	6 51.348 [13]	6 51.329 [10]	6 50.093 [4]	6 50.057 [1]	6 49.68 [6]	6 53.018 [8]	6 51.523 [7]	6 51.78 [9]	6 50.387 [3]	6 51.759 [12]	6 54.573 [11]
7 49.913 [1]	7 50.825 [5]	7 52.253 [13]	7 51.858 [10]	7 50.444 [4]	7 50.686 [2]	7 50.693 [6]	7 52.871 [9]	7 52.112 [7]	7 51.802 [8]	7 50.405 [3]	7 53.241 [11]	7 53.828 [12]
8 49.968 [1]	8 50.813 [5]	8 53.027 [13]	8 52.44 [9]	8 50.78 [4]	8 50.222 [2]	8 50.813 [6]	8 53.665 [10]	8 52.351 [7]	8 51.089 [8]	8 50.785 [3]	8 58.527 [12]	8 51.898 [11]
9 49.772 [1]	9 50.124 [5]	9 52.432 [13]	9 50.872 [9]	9 50.726 [4]	9 50.011 [2]	9 49.99 [6]	9 51.157 [10]	9 51.613 [7]	9 50.864 [8]	9 50.681 [3]	9 52.02 [11]	9 52.093 [12]
10 49.676 [1]	10 51.065 [5]	10 51.628 [13]	10 50.967 [9]	10 50.713 [3]	10 50.074 [2]	10 51.283 [6]	10 52.163 [10]	10 51.418 [7]	10 51.378 [8]	10 51.468 [4]	10 51.721 [11]	10 51.669 [12]

14:30 - Open League R2

10 - Bob Moss

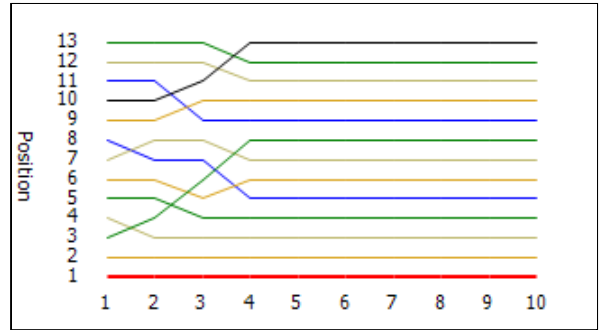
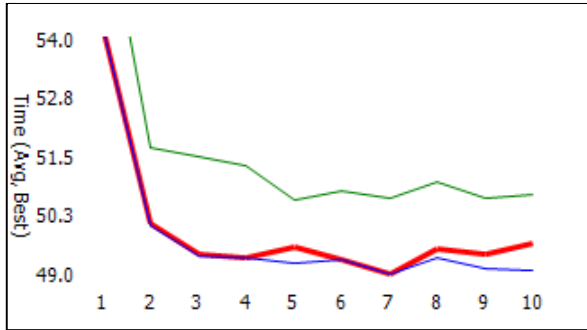
1st Place

Award: 1 time(s) best of the week., 3 time(s) best of the day. **ProSkill** 2172 Ranked 9 of 40968 (99.98 %) Racer since: 06/02/2011. 34th visit, 80th race

Laptimes (Open - Race 8min - INTL) 19/03/2017 14:59

Heat #: 34

Position (By Position)



01-54.262 02-50.149 03-49.483
06-49.351 **07-49.071** 08-49.591

Birmingham Wheels

Pos	Racer	#Lap	Avg.	Gap	ProSkill
1	10 - Bob Moss	10	50.010	-	2172 (+153)
2	13 - Darelle W...	10	49.989	0.722	2860 (+34)
3	01 - Elviss Zu...	10	50.120	3.352	2848 (-14)
4	09 - Craig Nash	10	50.969	12.550	2209 (+34)
5	12 - Dwain Wil...	10	50.960	13.513	2182 (-3)
6	07 - Hassen Za...	10	51.181	15.299	1896 (+5)
7	08 - Mo Mohamed	10	51.703	20.608	1329 (+52)
8	11 - Sam Knowles	10	52.050	22.010	1370 (+24)
9	04 - Mitchell ...	10	52.582	25.581	1998 (-103)
10	03 - Kevin Tay...	10	52.423	27.319	1205 (-3)
11	02 - Daniel Ch...	10	52.692	28.459	1161 (-21)
12	05 - Matthew J...	10	53.045	31.364	1092 (-32)
13	06 - Michael S...	9	53.903	1L	1134 (-61)

Top ProSkill. Overall	ProSkill	Best of The Week	Time
1 17 - Louis Dymond	3040	1 10 - Bob Moss	49.071
2 13 - Darelle Wilson	2860	2 13 - Darelle Wil...	49.130
3 01 - Elviss Zutis	2848	3 01 - Elviss Zutis	49.153
4 01 - Michael Tarrant	2629	4 04 - Mitchell Ta...	49.593
5 Chris King	2437	5 09 - Craig Nash	49.669
6 Andy Spencer	2410	6 12 - Dwain Wilson	49.775
7 09 - Craig Nash	2209	7 07 - Hassen Zal...	49.982
8 12 - Dwain Wilson	2182	8 Chris Shaw	50.371
9 10 - Bob Moss	2172	9 Mark Gilbert	50.538
10 08 - James Cook	2091	10 11 - Sam Knowles	50.604
11 04 - Mitchell Taylor	1998	11 Andy Sinton	50.670
12 02 Sam De Silva (27)	1960	12 08 - Mo Mohamed	50.771

Heat Results												
Heat Type Open - Race 8min - INTL												
Win By Position												
Date 19/03/2017 14:59												
Winner 10 - Bob Moss												
Heat Winner:	Racer10 - Bob Moss											
	Best Lap49.071	# of Laps 10	Gap from Leader -		Average Lap 50.01							
	ProSkill SCORE 2172	This Round +/-		153								
2nd Place:	Racer13 - Darelle W...											
	Best Lap49.13	# of Laps 10	Gap from Leader 0.722		Average Lap 49.989							
	ProSkill SCORE 2860	This Round +/-		34								
3rd Place:	Racer01 - Elviss Zu...											
	Best Lap49.153	# of Laps 10	Gap from Leader 3.352		Average Lap 50.12							
	ProSkill SCORE 2848	This Round +/-		-14								
Position	Racer	Best Lap	Gap from Leader	# of Laps	Average Lap	ProSkill						
4	09 - Craig Nash	49.669	12.550	10	50.969	2209						
5	12 - Dwain Wil...	49.775	13.513	10	50.96	2182						
6	07 - Hassen Za...	49.982	15.299	10	51.181	1896						
7	08 - Mo Mohamed	50.771	20.608	10	51.703	1329						
8	11 - Sam Knowles	50.953	22.010	10	52.05	1370						
9	04 - Mitchell ...	50.525	25.581	10	52.582	1998						
10	03 - Kevin Tay...	51.248	27.319	10	52.423	1205						
11	02 - Daniel Ch...	51.172	28.459	10	52.692	1161						
12	05 - Matthew J...	51.511	31.364	10	53.045	1092						
13	06 - Michael S...	52.368	1L	9	53.903	1134						
Lap Times by Racer												
10 - Bob Moss	13 - Darelle W...	02 - Daniel Ch...	08 - Mo Mohamed	09 - Craig Nash	12 - Dwain Wil...	01 - Elviss Zu...	04 - Mitchell ...	03 - Kevin Tay...	11 - Sam Knowles	07 - Hassen Za...	05 - Matthew J...	06 - Michael S...
(Penalties: 0)	(Penalties: 0)	(Penalties: 0)	(Penalties: 0)	(Penalties: 0)	(Penalties: 0)	(Penalties: 0)	(Penalties: 0)	(Penalties: 0)	(Penalties: 0)	(Penalties: 0)	(Penalties: 0)	(Penalties: 0)
1 54.262 [1]	1 54.67 [2]	1 61.837 [12]	1 55.594 [7]	1 54.492 [5]	1 55.302 [8]	1 54.764 [4]	1 63.183 [11]	1 56.633 [9]	1 55.386 [3]	1 55.326 [6]	1 63.158 [13]	1 57.905 [10]
2 50.149 [1]	2 50.091 [2]	2 52.202 [12]	2 51.862 [8]	2 52.211 [5]	2 51.601 [7]	2 50.753 [3]	2 50.798 [11]	2 52.742 [9]	2 52.458 [4]	2 51.858 [6]	2 53.139 [13]	2 52.901 [10]
3 49.483 [1]	3 49.433 [2]	3 52.033 [12]	3 52.304 [8]	3 52.103 [4]	3 51.259 [7]	3 49.995 [3]	3 51.067 [9]	3 53.383 [10]	3 52.51 [6]	3 51.006 [5]	3 51.755 [13]	3 53.684 [11]
4 49.413 [1]	4 49.482 [2]	4 52.356 [11]	4 51.005 [7]	4 51.266 [4]	4 51.351 [5]	4 49.663 [3]	4 50.525 [9]	4 51.474 [10]	4 53.017 [8]	4 51.981 [6]	4 51.681 [12]	4 54.729 [13]
5 49.618 [1]	5 49.358 [2]	5 51.202 [11]	5 50.771 [7]	5 49.912 [4]	5 49.775 [5]	5 49.302 [3]	5 50.759 [9]	5 51.748 [10]	5 50.953 [8]	5 50.361 [6]	5 51.589 [12]	5 52.863 [13]
6 49.351 [1]	6 49.347 [2]	6 51.415 [11]	6 50.969 [7]	6 49.768 [4]	6 50.053 [5]	6 49.46 [3]	6 51.739 [9]	6 51.402 [10]	6 51.366 [8]	6 50.052 [6]	6 52.022 [12]	6 53.817 [13]
7 49.071 [1]	7 49.13 [2]	7 51.242 [11]	7 50.973 [7]	7 49.994 [4]	7 49.993 [5]	7 49.309 [3]	7 50.928 [9]	7 51.511 [10]	7 51.123 [8]	7 49.982 [6]	7 52.19 [12]	7 53.526 [13]
8 49.591 [1]	8 49.407 [2]	8 52.151 [11]	8 51.367 [7]	8 50.121 [4]	8 50.023 [5]	8 49.617 [3]	8 52.527 [9]	8 51.521 [10]	8 51.119 [8]	8 50.609 [6]	8 51.841 [12]	8 53.336 [13]
9 49.465 [1]	9 49.539 [2]	9 51.308 [11]	9 50.939 [7]	9 49.669 [4]	9 50.149 [5]	9 49.179 [3]	9 51.597 [9]	9 51.248 [10]	9 51.524 [8]	9 50.307 [6]	9 51.564 [12]	9 52.368 [13]
10 49.702 [1]	10 49.433 [2]	10 51.172 [11]	10 51.248 [7]	10 50.158 [4]	10 50.094 [5]	10 49.153 [3]	10 52.702 [9]	10 52.569 [10]	10 51.04 [8]	10 50.326 [6]	10 51.511 [12]	10

Point Results

No.	Driver	r1	r2	r3	Total
10	Bob Moss	13	30	30	73
13	Darelle Wilson	30	16	25	71
12	Dwaine Wilson	25	25	16	66
9	Craig Nash	21	21	18	60
1	Elviss Zutis	18	15	21	54
7	Hassen Zalzala	15	18	15	48
11	Sam Knowles	14	13	13	40
4	Mitchell Taylor	16	11	12	39
8	Mo Mohamed	11	12	14	37
3	Kevin Taylor	10	14	11	35
6	Michael Stanley	12	10	8	30
5	Matthew Jordan	9	9	9	27
2	Daniel Chadwick	8	8	10	26

Semi-Finals Line Up

1)	10	Bob Moss
2)	12	Dwain Wilson
3)	1	Elviss Zutis
4)	11	Sam Knowles
5)	8	Mo Mohamed
6)	6	Michael Stanley
7)	2	Daniel Chadwick

1)	13	Darelle Wilson
2)	9	Craig Nash
3)	7	Hassen Zalzala
4)	4	Mitchell Taylor
5)	3	Kevin Taylor
6)	5	Matthew Jordan

14:30 - Open League R2

10 - Bob Moss

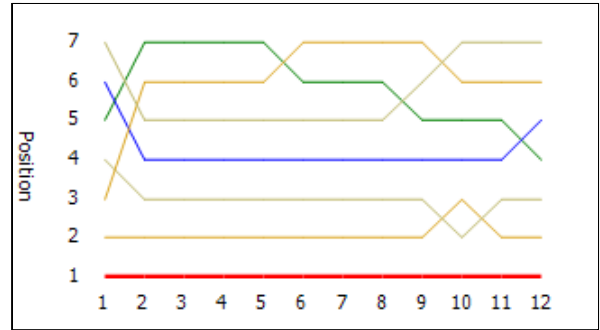
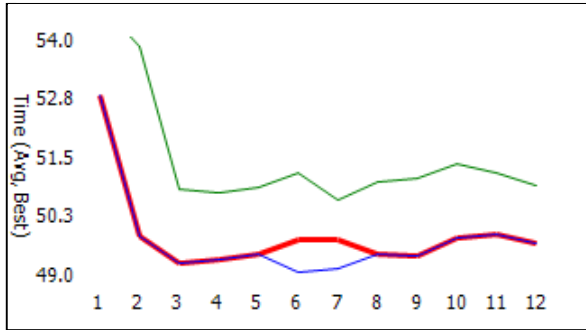
1st Place

Award: 1 time(s) best of the week., 3 time(s) best of the day. **ProSkill** 2235 Ranked 7 of 40968 (99.98 %) Racer since: 06/02/2011. 34th visit, 81st race

Laptimes (Open - SprSemi - INTL) 19/03/2017 15:09

Heat #: 36

Position (By Position)



01-52.877 02-49.882 **03-49.276**
 07-49.799 08-49.474 09-49.446

04-49.353 05-49.492 06-49.789
 10-49.832 11-49.908 12-49.728

Birmingham Wheels

Pos	Racer	#Lap	Avg.	Gap	ProSkill
1	10 - Bob Moss	12	49.905	-	2235 (+63)
2	12 - Dwain Wil...	12	50.752	10.455	2209 (+27)
3	01 - Elviss Zu...	12	50.680	10.473	2801 (-47)
4	11 - Sam Knowles	12	52.196	28.790	1392 (+22)
5	06 - Michael S...	12	52.221	29.630	1148 (+14)
6	08 - Mo Mohamed	12	52.498	32.866	1311 (-18)
7	02 - Daniel Ch...	12	52.703	36.265	1135 (-26)

Top ProSkill. Overall	ProSkill	Best of The Week	Time
1 17 - Louis Dymond	3040	1 13 - Darelle Wil...	48.768
2 13 - Darelle Wilson	2860	2 10 - Bob Moss	49.071
3 01 - Elviss Zutis	2801	3 04 - Mitchell Ta...	49.086
4 01 - Michael Tarrant	2629	4 01 - Elviss Zutis	49.098
5 Chris King	2437	5 09 - Craig Nash	49.669
6 Andy Spencer	2410	6 12 - Dwain Wilson	49.775
7 10 - Bob Moss	2235	7 07 - Hassen Zal...	49.982
8 09 - Craig Nash	2209	8 11 - Sam Knowles	50.354
9 12 - Dwain Wilson	2209	9 Chris Shaw	50.371
10 08 - James Cook	2091	10 Mark Gilbert	50.538
11 04 - Mitchell Taylor	1998	11 Andy Sinton	50.670
12 02 Sam De Silva (27)	1960	12 08 - Mo Mohamed	50.771

Heat Results						
Heat Type Open - SprSemi - INTL						
Win By Position						
Date 19/03/2017 15:09						
Winner 10 - Bob Moss						
Heat Winner:		Racer10 - Bob Moss				
		Best Lap49.276	# of Laps 12	Gap from Leader -	Average Lap 49.905	
		ProSkill SCORE 2235	This Round +/-	63		
2nd Place:		Racer12 - Dwain Wil...				
		Best Lap50.226	# of Laps 12	Gap from Leader 10.455	Average Lap 50.752	
		ProSkill SCORE 2209	This Round +/-	27		
3rd Place:		Racer01 - Elviss Zu...				
		Best Lap49.098	# of Laps 12	Gap from Leader 10.473	Average Lap 50.68	
		ProSkill SCORE 2801	This Round +/-	-47		
Position	Racer	Best Lap	Gap from Leader	# of Laps	Average Lap	ProSkill
4	<u>11 - Sam Knowles</u>	50.354	28.790	12	52.196	1392
5	<u>06 - Michael S...</u>	51.463	29.630	12	52.221	1148
6	<u>08 - Mo Mohamed</u>	50.998	32.866	12	52.498	1311
7	<u>02 - Daniel Ch...</u>	51.603	36.265	12	52.703	1135
Lap Times by Racer						
10 - Bob Moss	02 - Daniel Ch...	08 - Mo Mohamed	12 - Dwain Wil...	01 - Elviss Zu...	11 - Sam Knowles	06 - Michael S...
(Penalties: 0)	(Penalties: 0)	(Penalties: 0)	(Penalties: 0)	(Penalties: 0)	(Penalties: 0)	(Penalties: 0)
1 52.877 [1]	1 55.677 [7]	1 54.7 [3]	1 53.196 [2]	1 55.554 [4]	1 55.568 [5]	1 56.151 [6]
2 49.882 [1]	2 53.349 [5]	2 59.503 [6]	2 50.332 [2]	2 51.232 [3]	2 60.485 [7]	2 52.657 [4]
3 49.276 [1]	3 52.842 [5]	3 51.353 [6]	3 50.284 [2]	3 50.174 [3]	3 50.354 [7]	3 51.817 [4]
4 49.353 [1]	4 52.242 [5]	4 51.023 [6]	4 50.261 [2]	4 49.675 [3]	4 51.223 [7]	4 51.736 [4]
5 49.492 [1]	5 52.042 [5]	5 51.314 [6]	5 50.305 [2]	5 49.74 [3]	5 51.02 [7]	5 52.405 [4]
6 49.789 [1]	6 51.959 [5]	6 53.232 [7]	6 50.226 [2]	6 49.098 [3]	6 52.454 [6]	6 51.774 [4]
7 49.799 [1]	7 51.603 [5]	7 50.998 [7]	7 50.363 [2]	7 49.179 [3]	7 50.843 [6]	7 51.586 [4]
8 49.474 [1]	8 51.825 [5]	8 51.542 [7]	8 50.737 [2]	8 50.613 [3]	8 51.161 [6]	8 51.674 [4]
9 49.446 [1]	9 53.173 [6]	9 52.299 [7]	9 50.287 [2]	9 50.111 [3]	9 50.922 [5]	9 51.463 [4]
10 49.832 [1]	10 53.525 [7]	10 51.267 [6]	10 51.416 [3]	10 51.029 [2]	10 50.61 [5]	10 52.078 [4]
11 49.908 [1]	11 51.775 [7]	11 51.295 [6]	11 51.12 [2]	11 51.441 [3]	11 51.098 [5]	11 51.733 [4]
12 49.728 [1]	12 52.424 [7]	12 51.45 [6]	12 50.498 [2]	12 50.315 [3]	12 50.61 [4]	12 51.573 [5]

14:30 - Open League R2

13 - Darelle Wilson

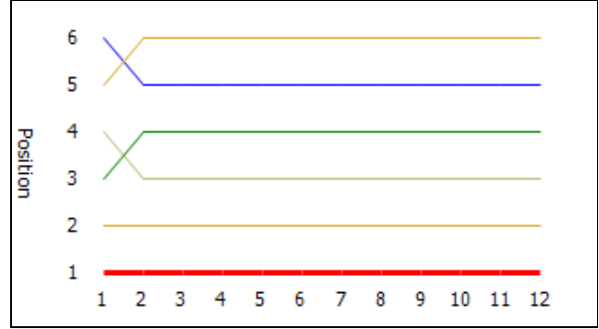
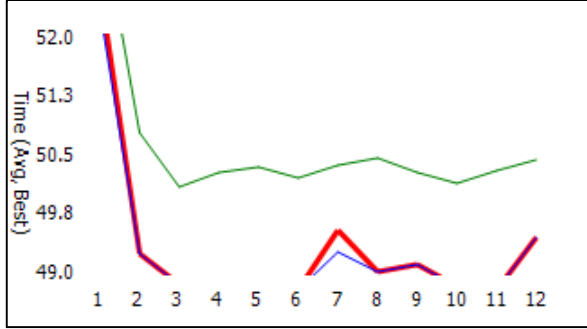
1st Place

Award: 4 time(s) best of the day. **ProSkill** 2884 Ranked 2 of 40968 (100.00 %)
 Racer since: 22/08/2010. 28th visit, 44th race

Laptimes (Open - SprSemi - INTL) 19/03/2017 15:19

Heat #: 35

Position (By Position)



01-52.661 02-49.259 03-48.865
 07-49.567 08-49.033 09-49.126

04-48.865 **05-48.768** 06-48.799
 10-48.842 11-48.799 12-49.466

Birmingham Wheels

Pos	Racer	#Lap	Avg.	Gap	ProSkill
1	13 - Darelle W...	12	49.338	-	2884 (+24)
2	04 - Mitchell ...	12	49.647	4.952	2039 (+41)
3	09 - Craig Nash	12	50.342	12.533	2202 (-7)
4	07 - Hassen Za...	12	50.886	19.643	1879 (-17)
5	03 - Kevin Tay...	12	51.583	28.914	1206 (+1)
6	05 - Matthew J...	12	51.978	33.557	1080 (-12)

Top ProSkill. Overall	ProSkill	Best of The Week	Time
1 17 - Louis Dymond	3040	1 13 - Darelle Wil...	48.768
2 13 - Darelle Wilson	2884	2 10 - Bob Moss	49.071
3 01 - Elviss Zutis	2801	3 04 - Mitchell Ta...	49.086
4 01 - Michael Tarrant	2629	4 01 - Elviss Zutis	49.098
5 Chris King	2437	5 09 - Craig Nash	49.669
6 Andy Spencer	2410	6 12 - Dwain Wilson	49.775
7 10 - Bob Moss	2235	7 07 - Hassen Zal...	49.982
8 12 - Dwain Wilson	2209	8 11 - Sam Knowles	50.354
9 09 - Craig Nash	2202	9 Chris Shaw	50.371
10 08 - James Cook	2091	10 Mark Gilbert	50.538
11 04 - Mitchell Taylor	2039	11 Andy Sinton	50.670
12 02 Sam De Silva (27)	1960	12 08 - Mo Mohamed	50.771

Heat Results							
Heat Type		Open - SprSemi - INTL					
Win By		Position					
Date		19/03/2017 15:19					
Winner		13 - Darelle W...					
Heat Winner:	Racer13 - Darelle W...						
	Best Lap	48.768	# of Laps	12	Gap from Leader	-	
	Average Lap					49.338	
2nd Place:	Racer04 - Mitchell ...						
	Best Lap	49.086	# of Laps	12	Gap from Leader	4.952	
	Average Lap					49.647	
3rd Place:	Racer09 - Craig Nash						
	Best Lap	49.694	# of Laps	12	Gap from Leader	12.533	
	Average Lap					50.342	
ProSkill SCORE	2884		This Round +/-		24		
	2039		This Round +/-		41		
ProSkill SCORE		2202		This Round +/-		-7	
Position	Racer	Best Lap	Gap from Leader	# of Laps	Average Lap	ProSkill	
4	07 - Hassen Za...	50.524	19.643	12	50.886	1879	
5	03 - Kevin Tay...	50.839	28.914	12	51.583	1206	
6	05 - Matthew J...	51.065	33.557	12	51.978	1080	
Lap Times by Racer							
13 - Darelle W...	09 - Craig Nash	04 - Mitchell ...	03 - Kevin Tay...	07 - Hassen Za...	05 - Matthew J...		
(Penalties: 0)	(Penalties: 0)	(Penalties: 0)	(Penalties: 0)	(Penalties: 0)	(Penalties: 0)		
1 52.661 [1]	1 54.073 [4]	1 52.376 [2]	1 54.992 [6]	1 53.132 [3]	1 54.681 [5]		
2 49.259 [1]	2 50.397 [3]	2 49.657 [2]	2 51.819 [5]	2 51.147 [4]	2 52.508 [6]		
3 48.865 [1]	3 49.694 [3]	3 49.288 [2]	3 50.874 [5]	3 50.651 [4]	3 51.292 [6]		
4 48.865 [1]	4 50.051 [3]	4 49.086 [2]	4 50.934 [5]	4 50.634 [4]	4 52.16 [6]		
5 48.768 [1]	5 49.797 [3]	5 49.661 [2]	5 51.19 [5]	5 50.564 [4]	5 52.215 [6]		
6 48.799 [1]	6 49.795 [3]	6 49.178 [2]	6 51.399 [5]	6 50.603 [4]	6 51.55 [6]		
7 49.567 [1]	7 49.939 [3]	7 49.281 [2]	7 50.839 [5]	7 50.656 [4]	7 52.077 [6]		
8 49.033 [1]	8 50.011 [3]	8 49.49 [2]	8 51.668 [5]	8 50.809 [4]	8 51.835 [6]		
9 49.126 [1]	9 49.978 [3]	9 49.501 [2]	9 51.449 [5]	9 50.665 [4]	9 51.065 [6]		
10 48.842 [1]	10 49.871 [3]	10 49.215 [2]	10 50.986 [5]	10 50.527 [4]	10 51.569 [6]		
11 48.799 [1]	11 50.211 [3]	11 49.542 [2]	11 51.418 [5]	11 50.524 [4]	11 51.382 [6]		
12 49.466 [1]	12 50.29 [3]	12 49.49 [2]	12 51.426 [5]	12 50.717 [4]	12 51.401 [6]		

Final Line Up

1)	10	Bob Moss
2)	13	Darelle Wilson
3)	12	Dwain Wilson
4)	4	Mitchell Taylor
5)	1	Elviss Zutis
6)	9	Craig Nash
7)	11	Sam Knowles
8)	7	Hassen Zalzala
9)	6	Michael Stanley
10)	3	Kevin Taylor
11)	8	Mo Mohamed
12)	5	Matthew Jordan
13)	2	Daniel Chadwick

14:30 - Open League R2

13 - Darelle Wilson

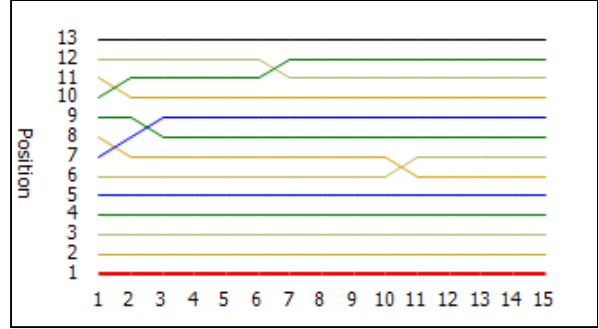
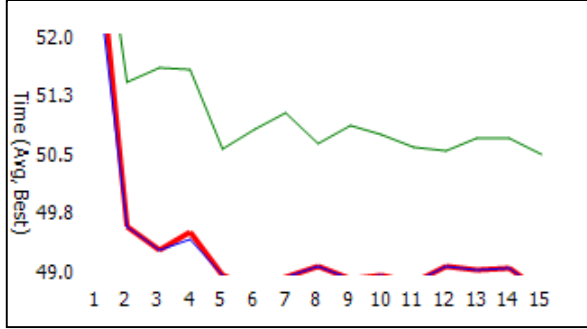
1st Place

Award: 4 time(s) best of the day. **ProSkill** 2950 Ranked 2 of 40968 (100.00 %)
 Racer since: 22/08/2010. 28th visit, 45th race

Laptimes (Open - SprzFin - INTL) 19/03/2017 15:29

Heat #: 37

Position (By Position)



01-53.756 02-49.594 03-49.296 04-49.537
 09-48.932 10-48.984 11-48.887 12-49.087

05-48.986 06-48.820 07-48.949 08-49.099
 13-49.043 14-49.063 **15-48.781**

Birmingham Wheels

Pos	Racer	#Lap	Avg.	Gap	ProSkill
1	13 - Darelle W...	15	49.388	-	2950 (+66)
2	12 - Dwain Wil...	15	49.667	5.037	2312 (+103)
3	10 - Bob Moss	15	49.755	5.291	2299 (+64)
4	09 - Craig Nash	15	50.180	13.462	2232 (+30)
5	04 - Mitchell ...	15	50.261	14.113	2057 (+18)
6	01 - Elviss Zu...	15	50.854	24.266	2684 (-117)
7	07 - Hassen Za...	15	51.225	29.971	1856 (-23)
8	08 - Mo Mohamed	15	51.213	30.736	1340 (+29)
9	11 - Sam Knowles	15	51.415	32.831	1387 (-5)
10	05 - Matthew J...	15	51.870	40.839	1088 (+8)
11	03 - Kevin Tay...	15	51.994	42.325	1185 (-21)
12	06 - Michael S...	15	52.119	43.736	1113 (-35)
13	02 - Daniel Ch...	14	55.205	1L	1083 (-52)

Top ProSkill. Overall	ProSkill	Best of The Week	Time
1 17 - Louis Dymond	3040	1 13 - Darelle Wil...	48.768
2 13 - Darelle Wilson	2950	2 10 - Bob Moss	49.071
3 01 - Elviss Zutis	2684	3 04 - Mitchell Ta...	49.086
4 01 - Michael Tarrant	2629	4 01 - Elviss Zutis	49.098
5 Chris King	2437	5 12 - Dwain Wilson	49.158
6 Andy Spencer	2410	6 09 - Craig Nash	49.669
7 12 - Dwain Wilson	2312	7 07 - Hassen Zal...	49.982
8 10 - Bob Moss	2299	8 08 - Mo Mohamed	50.316
9 09 - Craig Nash	2232	9 11 - Sam Knowles	50.354
10 08 - James Cook	2091	10 Chris Shaw	50.371
11 04 - Mitchell Taylor	2057	11 Mark Gilbert	50.538
12 02 Sam De Silva (27)	1960	12 Andy Sinton	50.670

Heat Results						
Heat Type Open - SprzFin - INTL						
Win By Position						
Date 19/03/2017 15:29						
Winner 13 - Darelle W...						
Heat Winner:		Racer13 - Darelle W...				
		Best Lap48.781	# of Laps 15	Gap from Leader -	Average Lap 49.388	
2nd Place:		Racer12 - Dwain Wil...				
		Best Lap49.158	# of Laps 15	Gap from Leader 5.037	Average Lap 49.667	
3rd Place:		Racer10 - Bob Moss				
		Best Lap49.138	# of Laps 15	Gap from Leader 5.291	Average Lap 49.755	
Position	Racer	Best Lap	Gap from Leader	# of Laps	Average Lap	ProSkill
4	09 - Craig Nash	49.697	13.462	15	50.18	2232
5	04 - Mitchell ...	49.472	14.113	15	50.261	2057
6	01 - Elviss Zu...	49.786	24.266	15	50.854	2684
7	07 - Hassen Za...	50.379	29.971	15	51.225	1856
8	08 - Mo Mohamed	50.316	30.736	15	51.213	1340
9	11 - Sam Knowles	50.635	32.831	15	51.415	1387
10	05 - Matthew J...	50.987	40.839	15	51.87	1088
11	03 - Kevin Tay...	50.775	42.325	15	51.994	1185
12	06 - Michael S...	51.055	43.736	15	52.119	1113
13	02 - Daniel Ch...	52.485	1L	14	55.205	1083

Lap Times by Racer

10 - Bob Moss	13 - Darelle W...	02 - Daniel Ch...	08 - Mo Mohamed	09 - Craig Nash	12 - Dwain Wil...	01 - Elviss Zu...	04 - Mitchell ...	03 - Kevin Tay...	11 - Sam Knowles	07 - Hassen Za...	05 - Matthew J...	06 - Michael S...
(Penalties: 0)	(Penalties: 0)	(Penalties: 0)	(Penalties: 0)	(Penalties: 0)	(Penalties: 0)	(Penalties: 0)	(Penalties: 0)	(Penalties: 0)	(Penalties: 0)	(Penalties: 0)	(Penalties: 0)	(Penalties: 0)
1 54.515 [3]	1 53.756 [1]	1 55.561 [13]	1 54.299 [9]	1 53.139 [4]	1 53.133 [2]	1 54.859 [8]	1 54.196 [5]	1 55.815 [12]	1 54.247 [7]	1 53.137 [6]	1 54.953 [11]	1 55.415 [10]
2 49.911 [3]	2 49.594 [1]	2 52.87 [13]	2 51.863 [9]	2 50.117 [4]	2 49.826 [2]	2 50.764 [7]	2 50.698 [5]	2 53.202 [12]	2 52.632 [8]	2 51.042 [6]	2 52.92 [10]	2 53.317 [11]
3 49.402 [3]	3 49.296 [1]	3 58.791 [13]	3 51.211 [8]	3 50.189 [4]	3 49.434 [2]	3 49.786 [7]	3 50.121 [5]	3 53.488 [12]	3 52.036 [9]	3 50.867 [6]	3 52.744 [10]	3 53.88 [11]
4 49.474 [3]	4 49.537 [1]	4 60.273 [13]	4 51.62 [8]	4 49.947 [4]	4 49.452 [2]	4 51.327 [7]	4 49.754 [5]	4 52.31 [12]	4 51.551 [9]	4 51.237 [6]	4 52.036 [10]	4 52.354 [11]
5 49.276 [3]	5 48.986 [1]	5 52.621 [13]	5 50.63 [8]	5 49.925 [4]	5 49.158 [2]	5 50.606 [7]	5 49.622 [5]	5 52.142 [12]	5 50.743 [9]	5 50.427 [6]	5 51.603 [10]	5 51.919 [11]
6 49.139 [3]	6 48.82 [1]	6 53.437 [13]	6 51.55 [8]	6 49.811 [4]	6 49.189 [2]	6 50.908 [7]	6 49.472 [5]	6 52.234 [12]	6 51.602 [9]	6 51.034 [6]	6 51.674 [10]	6 52.134 [11]
7 49.208 [3]	7 48.949 [1]	7 54.724 [13]	7 51.134 [8]	7 49.774 [4]	7 49.353 [2]	7 51.286 [7]	7 49.847 [5]	7 52.134 [11]	7 50.858 [9]	7 51.447 [6]	7 51.832 [10]	7 53.223 [12]
8 49.243 [3]	8 49.099 [1]	8 52.485 [13]	8 51.141 [8]	8 50.12 [4]	8 49.21 [2]	8 51.346 [7]	8 50.068 [5]	8 51.105 [11]	8 51.236 [9]	8 51.079 [6]	8 51.564 [10]	8 51.1 [12]
9 49.317 [3]	9 48.932 [1]	9 57.637 [13]	9 50.475 [8]	9 49.962 [4]	9 49.482 [2]	9 50.99 [7]	9 49.988 [5]	9 51.125 [11]	9 50.635 [9]	9 50.688 [6]	9 51.401 [10]	9 51.094 [12]
10 49.696 [3]	10 48.984 [1]	10 56.206 [13]	10 50.423 [8]	10 49.697 [4]	10 49.254 [2]	10 50.419 [7]	10 49.841 [5]	10 51.442 [11]	10 50.714 [9]	10 50.865 [6]	10 51.349 [10]	10 51.261 [12]
11 49.138 [3]	11 48.887 [1]	11 54.087 [13]	11 51.014 [8]	11 49.779 [4]	11 49.426 [2]	11 50.286 [7]	11 49.934 [5]	11 50.775 [11]	11 51.071 [9]	11 51.387 [6]	11 50.987 [10]	11 51.196 [12]
12 49.212 [3]	12 49.087 [1]	12 55.715 [13]	12 50.534 [8]	12 49.917 [4]	12 49.255 [2]	12 49.833 [7]	12 49.62 [5]	12 50.866 [11]	12 50.799 [9]	12 50.379 [6]	12 51.213 [10]	12 51.129 [12]
13 49.433 [3]	13 49.043 [1]	13 54.841 [13]	13 50.316 [8]	13 50.34 [4]	13 49.459 [2]	13 50.599 [7]	13 50.36 [5]	13 51.249 [11]	13 50.76 [9]	13 51.103 [6]	13 51.125 [10]	13 51.055 [12]
14 49.952 [3]	14 49.063 [1]	14 53.627 [13]	14 51.216 [8]	14 49.881 [4]	14 49.586 [2]	14 49.84 [7]	14 50.058 [5]	14 51.112 [11]	14 51.404 [9]	14 50.949 [6]	14 51.397 [10]	14 51.354 [12]
15 49.415 [3]	15 48.781 [1]	15 50.767 [13]	15 50.767 [8]	15 50.103 [4]	15 49.791 [2]	15 49.963 [7]	15 50.331 [5]	15 50.907 [11]	15 50.937 [9]	15 52.74 [6]	15 51.258 [10]	15 51.356 [12]

Final Results

No.	Driver	BestLap	Lg Pts
13	Darelle Wilson	48.768	30
12	Dwain Wilson	49.158	25
10	Bob Moss	49.071	21
9	Craig Nash	49.669	18
4	Mitchell Taylor	49.086	16
1	Elvis Zutis	49.098	15
7	Hassen Zalzala	49.982	14
8	Mo Mohamed	50.316	13
11	Sam Knowles	50.354	12
5	Matthew Jordan	50.987	11
3	Kevin Taylor	50.775	10
6	Michael Stanley	51.055	9
2	Daniel Chadwick	51.172	8



GRAND PRIX KARTING
PRESENT THE



ULTIMATE
OPEN LEAGUE
2017

EASTER
ENDURO

SUNDAY THE 9TH OF APRIL 2:30PM

RACE CIRCUIT
INTERNATIONAL

PROGRAMME OF EVENTS
10 MINUTES QUALIFYING
80 MINUTE NON-STOP ENDURANCE RACE

TEAMS OF TWO

MEMBERS PRICE - £100 PER TEAM OF TWO
PRE-ENTER ALL 8 ROUNDS FOR JUST £340
PRIZES FOR THE TOP 3 HIGHEST POINTS SCORERS*
0121 327 7700 | WWW.GRANDPRIXKARTING.CO.UK

*FROM THEIR BEST 5 RACES