Round 1

16th February 2018

Floodlit Friday

19:00 - Open League R1

01 - Elviss Zutis — 1st Place

Award: 16 time(s) best of the week., 53 time(s) best of the day. **ProSkill** 3716 Ranked 1 of 46448 (100.00 %)
Racer since: 06/11/2015. 78th visit, 263rd race

Laptimes (Open - Prac 5min - INTL) 16/02/2018 19:01
Heat #: 02

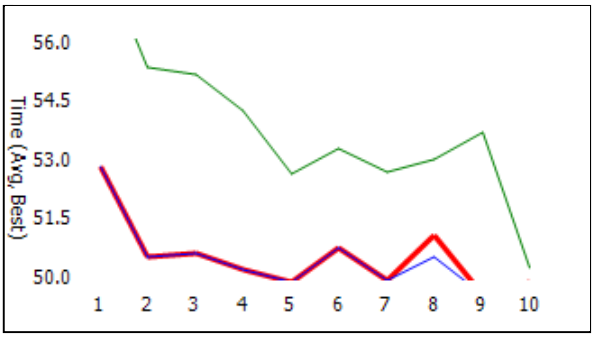

01-52.870 02-50.571 03-50.668
06-50.797 07-49.945 08-51.122

Position (By Best Lap Time)

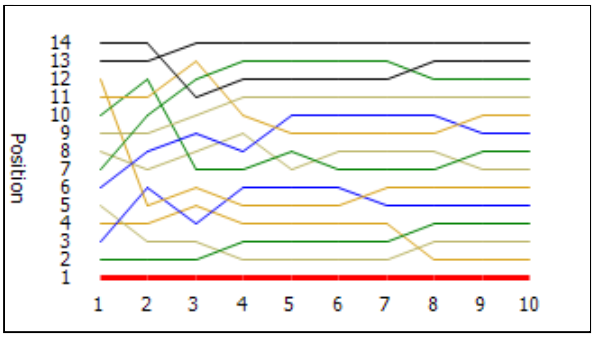

04-50.223 05-49.911
09-49.593 10-49.911

Birmingham Wheels

Pos	Racer	Best Lap	#Lap	Gap	ProSkill.
1	01 - Elviss Zu...	49.593	10	-	3716 (+5)
2	04 - David Bro...	50.545	9	0.952	1733 (+5)
3	05 - James Bur...	50.672	10	1.079	1215 (+5)
4	13 - Luke Hump...	50.830	9	1.237	1397 (+5)
5	10 - Daniel Wi...	51.727	9	2.134	1354 (+5)
6	07 - Andrew La...	51.738	9	2.145	1431 (+5)
7	14 - Eduard Ru...	51.981	9	2.388	1205 (+5)
8	08 - Tobias Owen	52.045	9	2.452	1205 (+5)
9	11 - Kevin Smith	52.279	9	2.686	1205 (+5)
10	09 - James Leech	52.930	9	3.337	1340 (+5)
11	06 - Lewis Kel...	53.793	9	4.200	1137 (+5)
12	02 - Stephen R...	54.091	9	4.498	1087 (+5)
13	03 - Daryl Inv...	54.106	8	4.513	1205 (+5)
14	12 - Francis O...	54.220	8	4.627	1205 (+5)

	Top ProSkill. Overall	ProSkill		Best of The Week	Time
1	01 - Elviss Zutis	3716	1	01 - Elviss Zutis	49.173
2	Louis Dymond	3090	2	04 - David Broad...	50.545
3	27 - Michael Tarrant	2860	3	05 - James Burling	50.672
4	Darelle Wilson	2737	4	13 - Luke Humphr...	50.830
5	07 - Dwain Wilson	2557	5	10 - Daniel Wicks	51.727
6	Chris King	2437	6	Alex Jones	51.737
7	25 - Craig Nash	2415	7	07 - Andrew Lawton	51.738
8	Andy Spencer	2410	8	mekel robinson	51.949
9	Bob Moss	2404	9	14 - Eduard Ruzsa	51.981
10	23 - Mitchell Taylor	2356	10	08 - Tobias Owen	52.045
11	21 - Chris Cleaver	2276	11	11 - Kevin Smith	52.279
12	Dave Dehal	2169	12	brett tuohy	52.547

Heat Results

Heat Type	Open - Prac 5min - INTL
Win By	Best Lap
Date	16/02/2018 19:01
Winner	01 - Elviss Zu...

Heat Winner:	Racer01 - Elviss Zu...			
	Best Lap49.593	# of Laps 10	Gap from Leader -	Average Lap 50.305
	ProSkill SCORE 3716	This Round +/-	5	
2nd Place:	Racer04 - David Bro...			
	Best Lap50.545	# of Laps 9	Gap from Leader 0.952	Average Lap 52.672
	ProSkill SCORE 1733	This Round +/-	5	
3rd Place:	Racer05 - James Bur...			
	Best Lap50.672	# of Laps 10	Gap from Leader 1.079	Average Lap 51.434
	ProSkill SCORE 1215	This Round +/-	5	

Position	Racer	Best Lap	Gap from Leader	# of Laps	Average Lap	ProSkill
4	13 - Luke Hump...	50.83	1.237	9	51.777	1397
5	10 - Daniel Wi...	51.727	2.134	9	53.047	1354
6	07 - Andrew La...	51.738	2.145	9	53.216	1431
7	14 - Eduard Ru...	51.981	2.388	9	53.961	1205
8	08 - Tobias Owen	52.045	2.452	9	53.392	1205
9	11 - Kevin Smith	52.279	2.686	9	53.642	1205
10	09 - James Leech	52.93	3.337	9	54.099	1340
11	06 - Lewis Kel...	53.793	4.200	9	55.147	1137
12	02 - Stephen R...	54.091	4.498	9	56.197	1087
13	03 - Daryl Inv...	54.106	4.513	8	57.642	1205
14	12 - Francis O...	54.22	4.627	8	57.716	1205

Lap Times by Racer

02 - Stephen R... (Penalties: 0)	11 - Kevin Smith (Penalties: 0)	06 - Lewis Kel... (Penalties: 0)	13 - Luke Hump... (Penalties: 0)	01 - Elviss Zu... (Penalties: 0)	10 - Daniel Wi... (Penalties: 0)	04 - David Bro... (Penalties: 0)	05 - James Bur... (Penalties: 0)	07 - Andrew La... (Penalties: 0)	08 - Tobias Owen (Penalties: 0)	12 - Francis O... (Penalties: 0)	14 - Eduard Ru... (Penalties: 0)	03 - Daryl Inv... (Penalties: 0)	09 - James Leech (Penalties: 0)
1 56.946 [7]	1 56.656 [6]	1 57.941 [9]	1 54.51 [2]	1 52.87 [1]	1 55.063 [3]	1 55.478 [4]	1 55.976 [5]	1 59.469 [12]	1 57.992 [10]	1 61.594 [13]	1 57.781 [8]	1 76.097 [14]	1 58.092 [11]
2 55.429 [10]	2 55.157 [8]	2 55.236 [9]	2 51.855 [2]	2 50.571 [1]	2 57.64 [6]	2 52.888 [4]	2 51.991 [3]	2 53.705 [5]	2 56.837 [12]	2 56.981 [13]	2 55.075 [7]	2 66.735 [14]	2 55.897 [11]
3 61.75 [12]	3 54.13 [9]	3 54.98 [10]	3 52.832 [2]	3 50.668 [1]	3 52.785 [4]	3 59.887 [5]	3 53.5 [3]	3 53.262 [6]	3 53.412 [7]	3 61.156 [14]	3 53.807 [8]	3 55.077 [11]	3 55.836 [13]
4 55.291 [13]	4 53.306 [8]	4 54.275 [11]	4 51.657 [3]	4 50.223 [1]	4 52.728 [6]	4 51.889 [4]	4 51.22 [2]	4 52.439 [5]	4 52.871 [7]	4 56.063 [14]	4 60.791 [9]	4 63.326 [12]	4 54.168 [10]
5 54.431 [13]	5 53.36 [10]	5 53.807 [11]	5 51.381 [3]	5 49.911 [1]	5 51.879 [6]	5 51.861 [4]	5 51.022 [2]	5 51.863 [5]	5 52.488 [8]	5 56.436 [14]	5 52.218 [7]	5 54.106 [12]	5 53.002 [9]
6 54.44 [13]	6 53.423 [10]	6 55.016 [11]	6 50.83 [3]	6 50.797 [1]	6 51.991 [6]	6 50.957 [4]	6 50.784 [2]	6 51.976 [5]	6 52.083 [7]	6 64.075 [14]	6 52.998 [8]	6 54.246 [12]	6 52.93 [9]
7 54.25 [13]	7 53.64 [10]	7 53.793 [11]	7 50.836 [3]	7 49.945 [1]	7 51.727 [5]	7 52.414 [4]	7 50.983 [2]	7 51.738 [6]	7 52.045 [7]	7 55.08 [14]	7 52.381 [8]	7 55.208 [12]	7 54.257 [9]
8 54.091 [12]	8 53.842 [10]	8 54.076 [11]	8 52.271 [4]	8 51.122 [1]	8 52.633 [5]	8 50.545 [2]	8 52.044 [3]	8 54.658 [6]	8 53.08 [7]	8 54.22 [14]	8 52.434 [8]	8 54.796 [13]	8 53.128 [9]
9 59.893 [12]	9 52.279 [9]	9 59.992 [11]	9 52.551 [4]	9 49.593 [1]	9 52.994 [5]	9 50.936 [2]	9 50.687 [3]	9 56.09 [6]	9 54.322 [8]	9	9 51.981 [7]	9	9 53.573 [10]
10	10	10	10	10 49.911 [1]	10	10	10 50.672 [3]	10	10	10	10	10	10

19:00 - Open League R1

25 - Craig Nash — 1st Place

ProSkill 2420 Ranked 7 of 46448 (99.98 %)
Racer since: 23/08/2012. 17th visit, 62nd race

Laptimes (Open - Prac 5min - INTL) 16/02/2018 19:09
Heat #: 03

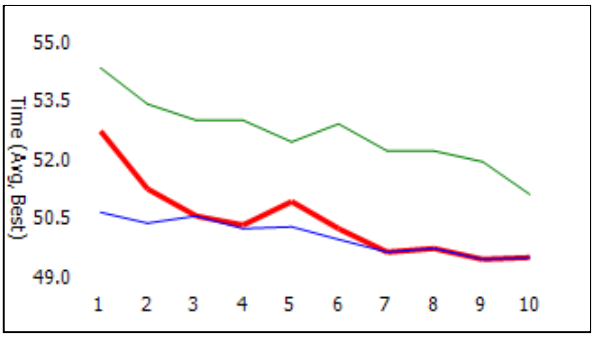

Position (By Best Lap Time)

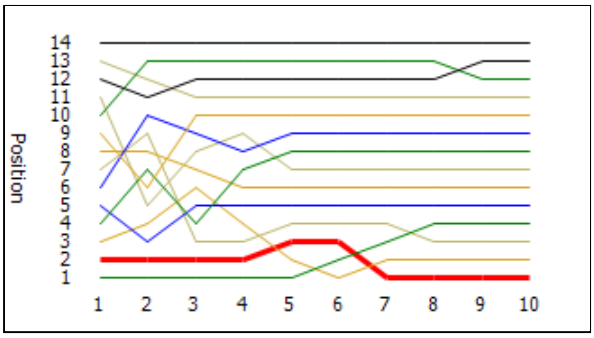

01-52.765 02-51.310 03-50.626
06-50.283 07-49.692 08-49.765
04-50.398 05-50.985
09-49.481 10-49.544

Birmingham Wheels

Pos	Racer	Best Lap	#Lap	Gap	ProSkill.
1	25 - Craig Nash	49.481	10	-	2420 (+5)
2	28 - ?lvaro Og...	49.754	10	0.273	1424 (+5)
3	21 - Chris Cle...	50.042	10	0.561	2281 (+5)
4	27 - Michael T...	50.143	9	0.662	2865 (+5)
5	23 - Mitchell ...	50.494	10	1.013	2361 (+5)
6	16 - Daniel Bu...	51.057	10	1.576	1205 (+5)
7	20 - Kyle Storor	51.192	10	1.711	1300 (+5)
8	26 - Mo Mohamed	51.476	10	1.995	1287 (+5)
9	17 - Lee Walker	51.668	10	2.187	1197 (+5)
10	15 - Andy Mose...	52.236	9	2.755	1447 (+5)
11	24 - Tom Pearson	52.846	9	3.365	1205 (+5)
12	19 - Lewis Kel...	53.271	9	3.790	1429 (+5)
13	22 - Kevin Tay...	53.838	9	4.357	1495 (+5)
14	18 - David Huc...	54.406	9	4.925	1205 (+5)

	Top ProSkill. Overall	ProSkill		Best of The Week	Time
1	01 - Elviss Zutis	3716	1	01 - Elviss Zutis	49.173
2	Louis Dymond	3090	2	25 - Craig Nash	49.481
3	27 - Michael Tarrant	2865	3	28 - ?lvaro Ogando	49.754
4	Darelle Wilson	2737	4	21 - Chris Cleaver	50.042
5	07 - Dwain Wilson	2557	5	27 - Michael Tar...	50.143
6	Chris King	2437	6	23 - Mitchell Ta...	50.494
7	25 - Craig Nash	2420	7	04 - David Broad...	50.545
8	Andy Spencer	2410	8	05 - James Burling	50.672
9	Bob Moss	2404	9	13 - Luke Humphr...	50.830
10	23 - Mitchell Taylor	2361	10	16 - Daniel Buck...	51.057
11	21 - Chris Cleaver	2281	11	20 - Kyle Storor	51.192
12	Dave Dehal	2169	12	26 - Mo Mohamed	51.476

Heat Results

Heat Type	Open - Prac 5min - INTL
Win By	Best Lap
Date	16/02/2018 19:09
Winner	25 - Craig Nash

Heat Winner:	Racer25 - Craig Nash			
	Best Lap49.481	# of Laps 10	Gap from Leader -	Average Lap 50.232
	ProSkill SCORE 2420	This Round +/-	5	
2nd Place:	Racer28 - Álvaro Og...			
	Best Lap49.754	# of Laps 10	Gap from Leader 0.273	Average Lap 50.839
	ProSkill SCORE 1424	This Round +/-	5	
3rd Place:	Racer21 - Chris Cle...			
	Best Lap50.042	# of Laps 10	Gap from Leader 0.561	Average Lap 50.9
	ProSkill SCORE 2281	This Round +/-	5	

Position	Racer	Best Lap	Gap from Leader	# of Laps	Average Lap	ProSkill
4	27 - Michael T...	50.143	0.662	9	50.645	2865
5	23 - Mitchell ...	50.494	1.013	10	51.359	2361
6	16 - Daniel Bu...	51.057	1.576	10	51.645	1205
7	20 - Kyle Storor	51.192	1.711	10	52.12	1300
8	26 - Mo Mohamed	51.476	1.995	10	51.998	1287
9	17 - Lee Walker	51.668	2.187	10	52.604	1197
10	15 - Andy Mose...	52.236	2.755	9	53.502	1447
11	24 - Tom Pearson	52.846	3.365	9	54.844	1205
12	19 - Lewis Kel...	53.271	3.790	9	55.496	1429
13	22 - Kevin Tay...	53.838	4.357	9	55.246	1495
14	18 - David Huc...	54.406	4.925	9	56.11	1205

Lap Times by Racer

	15 - Andy Mose... (Penalties: 0)	26 - Mo Mohamed (Penalties: 0)	25 - Craig Nash (Penalties: 0)	19 - Lewis Kel... (Penalties: 0)	27 - Michael T... (Penalties: 0)	28 - Álvaro Og... (Penalties: 0)	23 - Mitchell ... (Penalties: 0)	22 - Kevin Tay... (Penalties: 0)	21 - Chris Cle... (Penalties: 0)	20 - Kyle Storor (Penalties: 0)	24 - Tom Pearson (Penalties: 0)	17 - Lee Walker (Penalties: 0)	16 - Daniel Bu... (Penalties: 0)	18 - David Huc... (Penalties: 0)
1	54.725 [9]	53.617 [4]	52.765 [2]	54.73 [10]	50.69 [1]	53.347 [3]	53.785 [5]	55.212 [12]	53.873 [7]	55.131 [11]	55.413 [13]	53.791 [6]	54.655 [8]	59.504 [14]
2	53.248 [6]	53.28 [7]	51.31 [2]	55.699 [13]	50.428 [1]	52.488 [4]	51.893 [3]	54.522 [11]	53.568 [9]	52.492 [5]	54.572 [12]	54.206 [10]	53.518 [8]	57.59 [14]
3	54.637 [10]	51.567 [4]	50.626 [2]	56.17 [13]	50.748 [1]	51.914 [6]	52.833 [5]	55.689 [12]	50.837 [3]	53.493 [8]	53.31 [11]	52.864 [9]	52.298 [7]	56.043 [14]
4	55.692 [10]	52.644 [7]	50.398 [2]	56.28 [13]	50.275 [1]	50.679 [4]	51.083 [5]	57.198 [12]	50.444 [3]	52.023 [9]	57.22 [11]	51.842 [8]	51.291 [6]	55.571 [14]
5	53.95 [10]	52.265 [8]	50.985 [3]	54.684 [13]	52.003 [1]	50.337 [2]	50.494 [5]	55.646 [12]	50.956 [4]	51.192 [7]	53.68 [11]	52.032 [9]	51.134 [6]	55.948 [14]
6	53.096 [10]	51.769 [8]	50.283 [3]	56.624 [13]	51.073 [2]	50.03 [1]	50.58 [5]	56.33 [12]	50.851 [4]	53.339 [7]	56.104 [11]	53.464 [9]	51.228 [6]	56.553 [14]
7	52.236 [10]	51.542 [8]	49.692 [1]	56.214 [13]	50.143 [3]	49.754 [2]	50.967 [5]	54.429 [12]	50.225 [4]	51.647 [7]	55.764 [11]	51.668 [9]	51.057 [6]	56.253 [14]
8	52.475 [10]	51.476 [8]	49.765 [1]	55.025 [13]	50.271 [4]	49.944 [2]	50.879 [5]	54.313 [12]	50.042 [3]	51.967 [7]	55.252 [11]	52.615 [9]	51.365 [6]	56.513 [14]
9	52.683 [10]	51.488 [8]	49.481 [1]	53.271 [12]	50.218 [4]	50.864 [2]	52.765 [5]	53.838 [13]	50.476 [3]	51.507 [7]	52.846 [11]	52.574 [9]	51.689 [6]	54.406 [14]
10		51.953 [8]	49.544 [1]			51.537 [2]	50.736 [5]		50.698 [3]	51.417 [7]		52.173 [9]	51.221 [6]	

Group Allocation

No.	Driver	Time	Grp
25	Craig Nash	49.481	A
1	Elviss Zutis	49.593	B
28	Alvaro Ogando	49.754	A
21	Chris Cleaver	50.042	B
27	Michael Tarrant	50.143	A
23	Mitchell Taylor	50.494	B
4	David Broadway	50.545	A
5	James Burling	50.672	B
13	Luke Humphreys	50.830	A
16	Daniel Buckley	51.057	B
20	Kyle Storor	51.192	A
26	Mo Mohamed	51.476	B
17	Lee Walker	51.668	A
10	Daniel Wicks	51.727	B
7	Andrew Lawton	51.738	A
14	Eduard Ruzsa	51.981	B
8	Tobias Owen	52.045	A
15	Andy Moseley	52.236	B
11	Kevin Smith	52.279	A
24	Tom Pearson	52.846	B
9	James Leech	52.930	A
19	Lewis Kelly (Beard)	53.271	B
6	Lewis Kelly (No Beard)	53.793	A
22	Kevin Taylor	53.838	B
2	Stephen Rodgers	54.091	A
3	Daryl Irvine-Rawlins	54.106	B
12	Francis O Connell	54.220	A
18	David Huckfield	54.406	B

Race Grids

	Grp A - r1	Grp B - r1	Grp A - r2	Grp B - r2
1 >	20	23	8	19
2 >	11	3	17	15
3 >	7	24	27	26
4 >	4	10	2	21
5 >	25	1	9	22
6 >	6	18	12	16
7 >	13	14	28	5
8 >	28	5	13	14
9 >	12	16	6	18
10 >	9	22	25	1
11 >	2	21	4	10
12 >	27	26	7	24
13 >	17	15	11	3
14 >	8	19	20	23

19:00 - Open League R1

27 - Michael Tarrant — 1st Place

Award: 3 time(s) best of the week., 3 time(s) best of the day. **ProSkill** 2896 Ranked 3 of 46448 (99.99 %)

Racer since: 30/10/2014. 13th visit, 46th race

Laptimes (Open - Race 20min - INTL) 16/02/2018 19:17

Heat #: 04

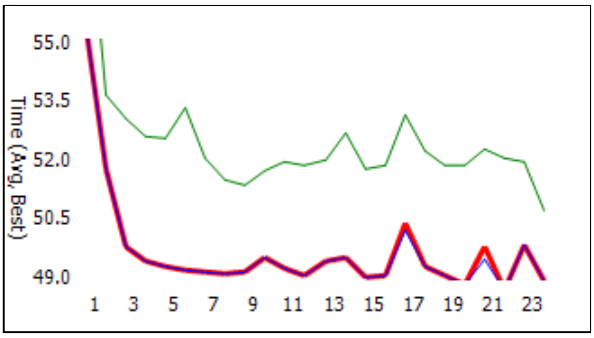

Position (By Position)

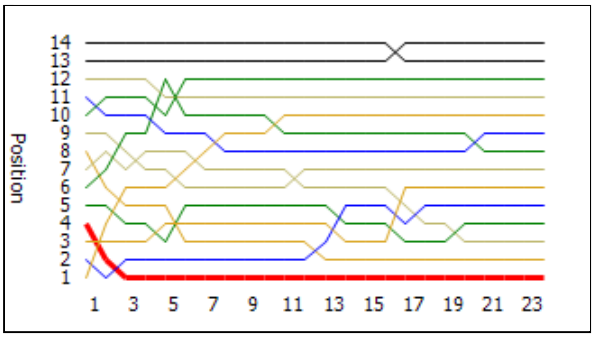

01-55.402	02-51.800	03-49.812	04-49.432	05-49.298	06-49.221	07-49.176	08-49.115
09-49.193	10-49.544	11-49.291	12-49.067	13-49.434	14-49.534	15-49.047	16-49.076
17-50.431	18-49.321	19-49.084	20-48.873	21-49.845	**22-48.736**	23-49.885	24-48.924

Birmingham Wheels

Pos	Racer	#Lap	Avg.	Gap	ProSkill.
1	27 - Michael T...	24	49.689	-	2896 (+31)
2	25 - Craig Nash	24	51.094	32.134	2442 (+22)
3	28 - ?lvaro Og...	24	51.446	41.603	1528 (+104)
4	13 - Luke Hump...	24	51.558	43.700	1480 (+83)
5	20 - Kyle Storor	24	51.872	48.881	1371 (+71)
6	07 - Andrew La...	24	51.838	49.629	1466 (+35)
7	08 - Tobias Owen	23	52.003	1L	1247 (+42)
8	04 - David Bro...	23	52.333	1L	1685 (-48)
9	06 - Lewis Kel...	23	52.317	1L	1147 (+10)
10	11 - Kevin Smith	23	53.057	1L	1188 (-17)
11	17 - Lee Walker	23	53.628	1L	1160 (-37)
12	09 - James Leech	23	53.807	1L	1265 (-75)
13	12 - Francis O...	22	55.565	2L	1128 (-77)
14	02 - Stephen R...	22	56.241	2L	1013 (-74)

	Top ProSkill. Overall	ProSkill		Best of The Week	Time
1	01 - Elviss Zutis	3716	1	27 - Michael Tar...	48.736
2	Louis Dymond	3090	2	01 - Elviss Zutis	49.173
3	27 - Michael Tarrant	2896	3	25 - Craig Nash	49.481
4	Darelle Wilson	2737	4	28 - ?lvaro Ogando	49.512
5	07 - Dwain Wilson	2557	5	06 - Lewis Kelly...	49.660
6	25 - Craig Nash	2442	6	21 - Chris Cleaver	50.042
7	Chris King	2437	7	07 - Andrew Lawton	50.196
8	Andy Spencer	2410	8	13 - Luke Humphr...	50.247
9	Bob Moss	2404	9	20 - Kyle Storor	50.252
10	23 - Mitchell Taylor	2361	10	23 - Mitchell Ta...	50.494
11	21 - Chris Cleaver	2281	11	04 - David Broad...	50.545
12	Dave Dehal	2169	12	05 - James Burling	50.672

Heat Results

Heat Type	Open - Race 20min - INTL
Win By	Position
Date	16/02/2018 19:17
Winner	27 - Michael T...

Heat Winner:	Racer27 - Michael T...			
	Best Lap48.736	# of Laps 24	Gap from Leader -	Average Lap 49.689
	ProSkill SCORE 2896	This Round +/-	31	
2nd Place:	Racer25 - Craig Nash			
	Best Lap49.983	# of Laps 24	Gap from Leader 32.134	Average Lap 51.094
	ProSkill SCORE 2442	This Round +/-	22	
3rd Place:	Racer28 - Álvaro Og...			
	Best Lap49.512	# of Laps 24	Gap from Leader 41.603	Average Lap 51.446
	ProSkill SCORE 1528	This Round +/-	104	

Position	Racer	Best Lap	Gap from Leader	# of Laps	Average Lap	ProSkill
4	13 - Luke Hump...	50.247	43.700	24	51.558	1480
5	20 - Kyle Storor	50.252	48.881	24	51.872	1371
6	07 - Andrew La...	50.196	49.629	24	51.838	1466
7	08 - Tobias Owen	50.972	1L	23	52.003	1247
8	04 - David Bro...	50.825	1L	23	52.333	1685
9	06 - Lewis Kel...	49.66	1L	23	52.317	1147
10	11 - Kevin Smith	51.835	1L	23	53.057	1188
11	17 - Lee Walker	51.715	1L	23	53.628	1160
12	09 - James Leech	52.493	1L	23	53.807	1265
13	12 - Francis O...	53.258	2L	22	55.565	1128
14	02 - Stephen R...	54.339	2L	22	56.241	1013

Lap Times by Racer

	25 - Craig Nash (Penalties: 0)	02 - Stephen R... (Penalties: 0)	11 - Kevin Smith (Penalties: 0)	27 - Michael T... (Penalties: 0)	06 - Lewis Kel... (Penalties: 0)	13 - Luke Hump... (Penalties: 0)	28 - Álvaro Og... (Penalties: 0)	04 - David Bro... (Penalties: 0)	20 - Kyle Storor (Penalties: 0)	07 - Andrew La... (Penalties: 0)	08 - Tobias Owen (Penalties: 0)	12 - Francis O... (Penalties: 0)	17 - Lee Walker (Penalties: 0)	09 - James Leech (Penalties: 0)
1	58.348 [8]	62.327 [13]	57.371 [1]	55.402 [4]	62.948 [11]	57.238 [5]	56.869 [7]	58.536 [6]	58.058 [2]	57.215 [3]	56.545 [9]	68.903 [14]	60.889 [12]	59.626 [10]
2	52.761 [6]	56.448 [13]	54.509 [4]	51.8 [2]	51.918 [10]	52.745 [5]	54.133 [8]	53.727 [7]	52.64 [1]	52.421 [3]	53.803 [9]	56.456 [14]	53.629 [12]	54.582 [11]
3	51.491 [5]	55.411 [13]	54.369 [6]	49.812 [1]	51.968 [10]	52.032 [4]	54.161 [7]	55.207 [9]	51.725 [2]	51.718 [3]	54.061 [8]	55.242 [14]	53.016 [12]	53.448 [11]
4	51.937 [5]	55.332 [13]	52.877 [6]	49.432 [1]	52.776 [10]	51.372 [4]	52.597 [8]	52.395 [9]	50.807 [2]	51.841 [3]	52.004 [7]	54.659 [14]	54.309 [12]	54.483 [11]
5	50.536 [5]	55.194 [13]	52.584 [6]	49.298 [1]	51.48 [9]	50.567 [3]	51.918 [8]	58.849 [12]	50.252 [2]	52.096 [4]	51.871 [7]	55.151 [14]	53.231 [11]	53.322 [10]
6	52.301 [3]	55.147 [13]	53.252 [7]	49.221 [1]	52.983 [9]	56.857 [5]	53.025 [8]	52.119 [10]	51.005 [2]	52.535 [4]	51.51 [6]	55.624 [14]	55.206 [11]	56.351 [12]
7	49.983 [3]	54.901 [13]	54.054 [8]	49.176 [1]	54.699 [9]	51.052 [5]	52.181 [7]	51.468 [10]	50.572 [2]	50.584 [4]	51.196 [6]	53.616 [14]	52.397 [11]	53.013 [12]
8	50.178 [3]	54.339 [13]	52.809 [9]	49.115 [1]	50.932 [8]	50.664 [5]	50.281 [7]	50.868 [10]	51.875 [2]	50.383 [4]	51.159 [6]	53.383 [14]	52.186 [11]	53.139 [12]
9	50.108 [3]	54.677 [13]	51.835 [9]	49.193 [1]	50.414 [8]	50.247 [5]	49.665 [7]	50.861 [10]	51.257 [2]	50.351 [4]	50.972 [6]	53.67 [14]	53.157 [11]	53.222 [12]
10	50.078 [3]	55.347 [13]	52.593 [9]	49.544 [1]	50.697 [8]	50.551 [5]	50.775 [7]	51.478 [10]	51.103 [2]	50.883 [4]	51.246 [6]	53.978 [14]	53.023 [11]	53.478 [12]
11	50.41 [3]	54.81 [13]	52.929 [10]	49.291 [1]	49.972 [8]	50.549 [5]	52.07 [7]	51.875 [9]	50.518 [2]	50.196 [4]	51.595 [6]	57.047 [14]	53.514 [11]	53.25 [12]
12	50.925 [3]	55.263 [13]	52.904 [10]	49.067 [1]	49.829 [8]	50.765 [5]	50.732 [6]	51.078 [9]	51.004 [2]	50.23 [4]	51.966 [7]	57.107 [14]	52.225 [11]	53.656 [12]
13	51.491 [2]	56.649 [13]	52.567 [10]	49.434 [1]	51.009 [8]	50.695 [5]	50.113 [6]	50.858 [9]	51.834 [3]	51.158 [4]	51.325 [7]	55.317 [14]	52.561 [11]	53.324 [12]
14	50.134 [2]	54.851 [13]	52.261 [10]	49.534 [1]	56.032 [8]	50.503 [4]	50.138 [6]	51.6 [9]	56.562 [5]	53.649 [3]	51.347 [7]	55.662 [14]	53.08 [11]	53.053 [12]
15	50.276 [2]	56.284 [13]	51.862 [10]	49.047 [1]	50.159 [8]	50.367 [4]	50.615 [6]	50.825 [9]	50.84 [5]	51.435 [3]	51.501 [7]	56.427 [14]	52.377 [11]	53.264 [12]
16	50.22 [2]	57.802 [13]	52.265 [10]	49.076 [1]	51.347 [8]	51.372 [4]	49.778 [6]	51.679 [9]	50.432 [5]	51.447 [3]	52.205 [7]	53.258 [14]	52.401 [11]	53.535 [12]
17	50.261 [2]	58.879 [14]	52.321 [10]	50.431 [1]	50.783 [8]	52.107 [3]	50.758 [5]	50.962 [9]	51.94 [4]	57.386 [6]	51.171 [7]	54.822 [13]	59.092 [11]	53.633 [12]
18	50.374 [2]	57.585 [14]	54.158 [10]	49.321 [1]	49.66 [8]	52.03 [3]	51.581 [4]	51.52 [9]	52.287 [5]	50.704 [6]	51.484 [7]	54.079 [13]	53.286 [11]	53.682 [12]
19	51.262 [2]	57.086 [14]	53.111 [10]	49.084 [1]	50.932 [8]	51.456 [3]	51.376 [4]	51.094 [9]	51.246 [5]	50.438 [6]	51.336 [7]	53.577 [13]	52.36 [11]	52.493 [12]
20									51.504 [5]				51.715 [11]	

25 - Craig Nash	02 - Stephen R...	11 - Kevin Smith	27 - Michael T...	06 - Lewis Kel...	13 - Luke Hump...	28 - Álvaro Og...	04 - David Bro...	20 - Kyle Storor	07 - Andrew La...	08 - Tobias Owen	12 - Francis O...	17 - Lee Walker	09 - James Leech
50.334 [2]	55.154 [14]	52.107 [10]	48.873 [1]	52.511 [8]	51.611 [4]	51.112 [3]	51.965 [9]	21 51.316 [5]	50.655 [6]	52.038 [7]	54.273 [13]	21 51.988 [11]	52.695 [12]
21 50.292 [2]	21 55.991 [14]	21 52.332 [10]	21 49.845 [1]	21 57.301 [9]	21 50.754 [4]	21 49.512 [3]	21 51.523 [8]	22 51.307 [5]	21 50.692 [6]	21 51.579 [7]	21 55.696 [13]	22 53.54 [11]	21 53.505 [12]
22 51.556 [2]	22 57.831 [14]	22 52.799 [10]	22 48.736 [1]	22 51.204 [9]	22 50.599 [4]	22 49.57 [3]	22 51.429 [8]	23 53.705 [5]	22 50.739 [6]	22 52.281 [7]	22 54.482 [13]	23 54.253 [11]	22 53.424 [12]
23 50.456 [2]	23	23 52.449 [10]	23 49.885 [1]	23 51.731 [9]	23 50.278 [4]	23 50.112 [3]	23 51.736 [8]	24 51.136 [5]	23 54.045 [6]	23 51.88 [7]	23	24	23 53.377 [12]
24 50.532 [2]	24	24	24 48.924 [1]	24	24 50.986 [4]	24 51.642 [3]	24		24 51.314 [6]	24	24		24

19:00 - Open League R1

23 - Mitchell Taylor — 1st Place

ProSkill 2389 Ranked 10 of 46448 (99.98 %)
Racer since: 27/02/2016. 14th visit, 47th race

Laptimes (Open - Race 20min - INTL) 16/02/2018 19:42 Heat #: 05 **Position (By Position)**

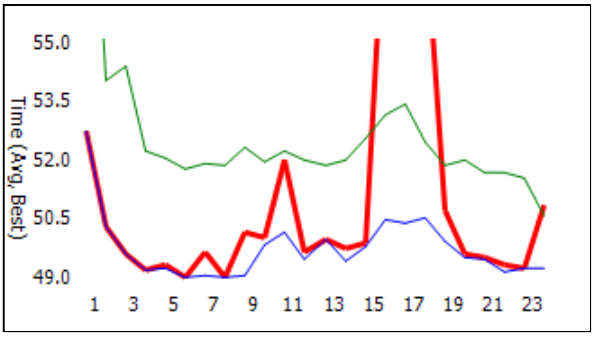

01-52.793	02-50.320	03-49.621	04-49.210	05-49.353	06-49.057	07-49.676	**08-49.051**
09-50.215	10-50.035	11-52.030	12-49.673	13-50.006	14-49.781	15-49.906	16-58.944
17-71.121	18-58.017	19-50.744	20-49.632	21-49.527	22-49.347	23-49.278	24-50.871

Birmingham Wheels

Pos	Racer	#Lap	Avg.	Gap	ProSkill.
*1	23 - Mitchell ...	24	51.592	30.187	2389 (+28)
*2	05 - James Bur...	24	50.224	-	1385 (+170)
*3	01 - Elviss Zu...	24	50.713	11.342	3716
4	10 - Daniel Wi...	24	51.779	36.091	1455 (+101)
5	21 - Chris Cle...	24	51.770	38.127	2255 (-26)
6	22 - Kevin Tay...	24	51.824	38.940	1531 (+36)
7	16 - Daniel Bu...	23	53.026	1L	1254 (+49)
8	03 - Daryl Inv...	23	53.265	1L	1234 (+29)
9	14 - Eduard Ru...	23	53.302	1L	1214 (+9)
10	24 - Tom Pearson	23	53.647	1L	1194 (-11)
11	15 - Andy Mose...	23	53.704	1L	1388 (-59)
12	26 - Mo Mohamed	23	53.738	1L	1224 (-63)
13	18 - David Huc...	23	54.647	1L	1134 (-71)
14	19 - Lewis Kel...	22	56.092	2L	1307 (-122)

***Results Edited**

	Top ProSkill. Overall	ProSkill
1	01 - Elviss Zutis	3716
2	Louis Dymond	3090
3	27 - Michael Tarrant	2896
4	Darelle Wilson	2737
5	07 - Dwain Wilson	2557
6	25 - Craig Nash	2442
7	Chris King	2437
8	Andy Spencer	2410
9	Bob Moss	2404
10	23 - Mitchell Taylor	2389
11	21 - Chris Cleaver	2255
12	Dave Dehal	2169

	Best of The Week	Time
1	27 - Michael Tar...	48.736
2	23 - Mitchell Ta...	49.051
3	05 - James Burling	49.091
4	01 - Elviss Zutis	49.173
5	25 - Craig Nash	49.481
6	28 - ?lvaro Ogando	49.512
7	06 - Lewis Kelly...	49.660
8	21 - Chris Cleaver	50.042
9	07 - Andrew Lawton	50.196
10	13 - Luke Humphr...	50.247
11	20 - Kyle Storor	50.252
12	10 - Daniel Wicks	50.321

Heat Results

Heat Type	Open - Race 20min - INTL
Win By	Position
Date	16/02/2018 19:42
Winner	23 - Mitchell ...

Heat Winner:	Racer23 - Mitchell ...			
	Best Lap49.051	# of Laps 24	Gap from Leader 30.187	Average Lap 51.592
	ProSkill SCORE 2389	This Round +/-	28	
2nd Place:	Racer05 - James Bur...			
	Best Lap49.091	# of Laps 24	Gap from Leader -	Average Lap 50.224
	ProSkill SCORE 1385	This Round +/-	170	
3rd Place:	Racer01 - Elviss Zu...			
	Best Lap49.807	# of Laps 24	Gap from Leader 11.342	Average Lap 50.713
	ProSkill SCORE 3716	This Round +/-	0	

Position	Racer	Best Lap	Gap from Leader	# of Laps	Average Lap	ProSkill
4	10 - Daniel Wi...	50.321	36.091	24	51.779	1455
5	21 - Chris Cle...	51.055	38.127	24	51.77	2255
6	22 - Kevin Tay...	50.519	38.940	24	51.824	1531
7	16 - Daniel Bu...	51.078	1L	23	53.026	1254
8	03 - Daryl Inv...	52.161	1L	23	53.265	1234
9	14 - Eduard Ru...	51.749	1L	23	53.302	1214
10	24 - Tom Pearson	52.201	1L	23	53.647	1194
11	15 - Andy Mose...	52.219	1L	23	53.704	1388
12	26 - Mo Mohamed	50.874	1L	23	53.738	1224
13	18 - David Huc...	52.389	1L	23	54.647	1134
14	19 - Lewis Kel...	52.331	2L	22	56.092	1307

Lap Times by Racer

	15 - Andy Mose... (Penalties: 0)	26 - Mo Mohamed (Penalties: 0)	19 - Lewis Kel... (Penalties: 0)	01 - Elviss Zu... (Penalties: 0)	23 - Mitchell ... (Penalties: 0)	22 - Kevin Tay... (Penalties: 0)	10 - Daniel Wi... (Penalties: 0)	21 - Chris Cle... (Penalties: 0)	05 - James Bur... (Penalties: 0)	24 - Tom Pearson (Penalties: 0)	14 - Eduard Ru... (Penalties: 0)	03 - Daryl Inv... (Penalties: 0)	16 - Daniel Bu... (Penalties: 0)	18 - David Huc... (Penalties: 0)
1	61.371 [10]	65.212 [12]	106.539 [14]	54.873 [3]	52.793 [1]	59.14 [9]	54.208 [2]	57.272 [6]	54.693 [4]	65.59 [11]	59.341 [8]	57.597 [5]	70.927 [13]	59.18 [7]
2	54.233 [10]	63.153 [13]	54.429 [14]	53.486 [4]	50.32 [1]	52.317 [7]	53.376 [2]	51.557 [6]	52.414 [3]	54.414 [11]	55.311 [8]	53.73 [5]	52.15 [12]	55.942 [9]
3	60.402 [12]	61.159 [13]	53.219 [14]	50.927 [4]	49.621 [1]	52.042 [7]	52.087 [3]	52.493 [5]	50.383 [2]	57.422 [11]	53.398 [8]	54.485 [6]	53.052 [10]	61.397 [9]
4	53.241 [11]	52.227 [13]	54.305 [14]	50.649 [4]	49.21 [1]	53.356 [7]	50.854 [3]	51.359 [5]	49.414 [2]	54.436 [12]	52.402 [8]	53.337 [6]	53.138 [9]	53.7 [10]
5	53.862 [11]	52.065 [13]	53.034 [14]	50.717 [3]	49.353 [1]	53.842 [7]	52.184 [4]	51.696 [5]	49.263 [2]	53.249 [12]	51.831 [8]	52.962 [6]	51.834 [9]	53.463 [10]
6	52.973 [11]	52.552 [13]	54.255 [14]	50.203 [3]	49.057 [1]	52.265 [6]	50.321 [4]	51.718 [5]	49.097 [2]	52.781 [12]	51.886 [8]	53.412 [7]	51.317 [9]	53.775 [10]
7	54.067 [11]	51.356 [13]	52.331 [14]	50.343 [3]	49.676 [1]	51.594 [6]	50.613 [4]	51.66 [5]	49.091 [2]	53.735 [10]	52.664 [8]	53.168 [7]	51.426 [9]	55.369 [12]
8	52.507 [11]	51.734 [13]	55.991 [14]	50.024 [3]	49.051 [1]	51.007 [6]	50.857 [4]	51.633 [5]	49.429 [2]	52.258 [10]	53.312 [8]	52.969 [7]	51.146 [9]	54.94 [12]
9	52.424 [11]	51.342 [13]	53.515 [14]	49.873 [3]	50.215 [1]	51.021 [6]	51.447 [4]	51.556 [5]	49.093 [2]	52.578 [10]	61.391 [9]	52.387 [7]	52.808 [8]	53.477 [12]
10	53.436 [11]	52.819 [13]	54.071 [14]	50.29 [3]	50.035 [1]	51.358 [6]	50.998 [4]	51.668 [5]	49.882 [2]	52.874 [10]	52.242 [9]	52.763 [7]	52.065 [8]	53.571 [12]
11	52.897 [11]	53.465 [13]	52.717 [14]	50.197 [3]	52.03 [1]	50.967 [6]	52.064 [4]	51.581 [5]	50.691 [2]	52.693 [10]	52.4 [9]	53.625 [7]	52.537 [8]	53.632 [12]
12	53.495 [11]	54.137 [13]	53.417 [14]	50.044 [3]	49.673 [1]	51.161 [6]	51.298 [4]	51.466 [5]	49.494 [2]	52.741 [10]	52.708 [9]	53.115 [7]	51.865 [8]	53.992 [12]
13	52.219 [11]	52.539 [12]	52.641 [14]	51.026 [3]	50.006 [1]	51.345 [6]	50.859 [4]	51.252 [5]	50.373 [2]	52.214 [10]	53.195 [9]	52.906 [7]	51.692 [8]	55.026 [13]
14	52.55 [11]	51.612 [12]	56.462 [14]	50.568 [3]	49.781 [1]	50.937 [6]	51.806 [4]	51.811 [5]	49.462 [2]	53.269 [10]	52.62 [9]	52.841 [7]	51.398 [8]	53.613 [13]
15	52.733 [11]	51.895 [12]	53.904 [14]	49.844 [3]	49.906 [1]	50.819 [6]	51.081 [4]	51.939 [5]	50.625 [2]	52.857 [10]	55.622 [9]	53.462 [7]	57.63 [8]	54.239 [13]
16	52.891 [11]	53.03 [12]	54.241 [14]	50.686 [3]	58.944 [1]	50.519 [6]	52.187 [4]	51.439 [5]	53.991 [2]	52.821 [10]	52.477 [9]	52.477 [7]	52.34 [8]	56.712 [13]
17	52.575 [11]	51.276 [12]	52.941 [14]	50.445 [2]	71.121 [4]	51.463 [6]	51.184 [3]	51.518 [5]	50.599 [1]	53.098 [10]	51.987 [9]	52.982 [7]	52.471 [8]	54.778 [13]
18	52.885 [11]	50.874 [12]	54.49 [14]	50.559 [2]	58.017 [5]	51.112 [6]	50.828 [3]	51.526 [4]	50.587 [1]	52.443 [10]	52.402 [9]	52.161 [7]	51.754 [8]	55.076 [13]
19	53.125 [11]	52.17 [12]	52.595 [14]	50.483 [2]	50.744 [4]	51.627 [6]	51.366 [3]	51.75 [5]	49.94 [1]	53.382 [10]	51.782 [9]	53.105 [7]	51.268 [8]	53.111 [13]
20	53.234 [11]	52.82 [12]	52.419 [14]	49.807 [2]	49.632 [3]	50.856 [6]	58.3 [4]	51.166 [5]	49.562 [1]	52.31 [10]	52.302 [9]	52.341 [7]	51.078 [8]	52.936 [13]
21														

15 - Andy Mose...	26 - Mo Mohamed	19 - Lewis Kel...	01 - Elviss Zu...	23 - Mitchell ...	22 - Kevin Tay...	10 - Daniel Wi...	21 - Chris Cle...	05 - James Bur...	24 - Tom Pearson	14 - Eduard Ru...	03 - Daryl Inv...	16 - Daniel Bu...	18 - David Huc...
21 52.255 [11]	52.523 [12]	21 52.875 [14]	21 50.214 [2]	49.527 [3]	21 51.187 [6]	21 51.446 [4]	21 51.066 [5]	21 49.496 [1]	52.201 [10]	21 51.837 [9]	21 53.877 [8]	21 52.887 [7]	21 52.758 [13]
22 52.619 [11]	22 52.505 [12]	22 53.628 [14]	22 51.662 [2]	49.347 [3]	22 51.232 [6]	22 51.007 [4]	22 51.14 [5]	22 49.177 [1]	22 52.268 [10]	22 52.096 [9]	22 53.078 [8]	22 51.731 [7]	22 52.389 [13]
23 53.205 [11]	23 53.505 [12]	23	23 50.229 [2]	23 49.278 [3]	23 51.078 [6]	23 51.244 [4]	23 51.167 [5]	23 49.377 [1]	23 52.24 [10]	23 51.749 [9]	23 52.322 [8]	23 51.09 [7]	23 53.811 [13]
24	24	24	24 49.952 [2]	24 50.871 [3]	24 51.534 [6]	24 51.09 [4]	24 51.055 [5]	24 49.255 [1]	24	24	24	24	24

19:00 - Open League R1

27 - Michael Tarrant — 1st Place

Award: 3 time(s) best of the week., 3 time(s) best of the day. **ProSkill** 2929 Ranked 3 of 46448 (99.99 %)

Racer since: 30/10/2014. 13th visit, 47th race

Laptimes (Open - Race 20min - INTL) 16/02/2018 20:07

Heat #: 06

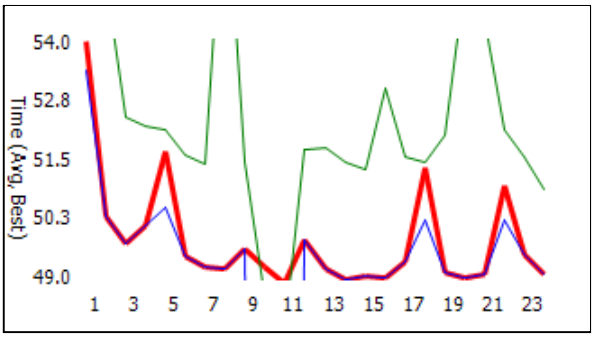

Position (By Position)

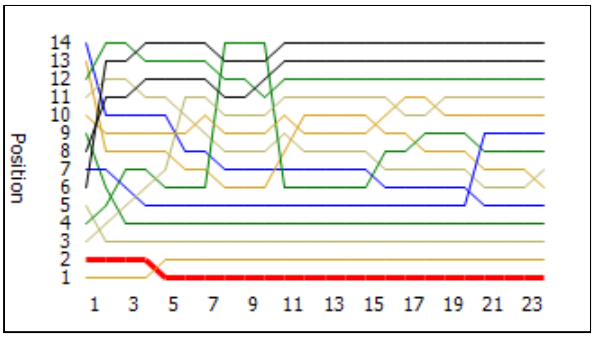

01-54.046	02-50.342	03-49.758	04-50.149
09-49.627	10-49.252	**11-48.912**	12-49.812
17-49.354	18-51.363	19-49.146	20-49.006

05-51.695	06-49.484	07-49.261	08-49.195
13-49.225	14-48.980	15-49.040	16-49.010
21-49.080	22-50.975	23-49.511	24-49.090

Birmingham Wheels

Pos	Racer	#Lap	Avg.	Gap	ProSkill.
1	27 - Michael T...	24	49.805	-	2929 (+33)
2	08 - Tobias Owen	24	50.673	19.912	1389 (+142)
3	25 - Craig Nash	24	50.779	25.743	2443 (+1)
4	06 - Lewis Kel...	24	50.975	29.789	1252 (+105)
5	28 - ?lvaro Og...	24	51.605	44.788	1581 (+53)
6	07 - Andrew La...	24	51.781	50.042	1502 (+36)
7	11 - Kevin Smith	24	51.848	51.630	1232 (+44)
8	13 - Luke Hump...	23	52.097	1L	1468 (-12)
9	04 - David Bro...	23	52.373	1L	1623 (-62)
10	20 - Kyle Storor	23	52.890	1L	1328 (-43)
11	17 - Lee Walker	23	53.699	1L	1128 (-32)
12	09 - James Leech	23	54.003	1L	1196 (-69)
13	12 - Francis O...	22	55.782	2L	1066 (-62)
14	02 - Stephen R...	22	56.553	2L	949 (-64)

	Top ProSkill. Overall	ProSkill		Best of The Week	Time
1	01 - Elviss Zutis	3716	1	27 - Michael Tar...	48.736
2	Louis Dymond	3090	2	23 - Mitchell Ta...	49.051
3	27 - Michael Tarrant	2929	3	05 - James Burling	49.091
4	Darelle Wilson	2737	4	01 - Elviss Zutis	49.173
5	07 - Dwain Wilson	2557	5	25 - Craig Nash	49.481
6	25 - Craig Nash	2443	6	28 - ?lvaro Ogando	49.512
7	Chris King	2437	7	06 - Lewis Kelly...	49.660
8	Andy Spencer	2410	8	08 - Tobias Owen	49.666
9	Bob Moss	2404	9	21 - Chris Cleaver	50.042
10	23 - Mitchell Taylor	2389	10	04 - David Broad...	50.081
11	21 - Chris Cleaver	2255	11	07 - Andrew Lawton	50.196
12	Dave Dehal	2169	12	13 - Luke Humphr...	50.247

Heat Results

Heat Type	Open - Race 20min - INTL
Win By	Position
Date	16/02/2018 20:07
Winner	27 - Michael T...

Heat Winner:	Racer27 - Michael T...			
	Best Lap48.912	# of Laps 24	Gap from Leader -	Average Lap 49.805
	ProSkill SCORE 2929	This Round +/-	33	
2nd Place:	Racer08 - Tobias Owen			
	Best Lap49.666	# of Laps 24	Gap from Leader 19.912	Average Lap 50.673
	ProSkill SCORE 1389	This Round +/-	142	
3rd Place:	Racer25 - Craig Nash			
	Best Lap50.003	# of Laps 24	Gap from Leader 25.743	Average Lap 50.779
	ProSkill SCORE 2443	This Round +/-	1	

Position	Racer	Best Lap	Gap from Leader	# of Laps	Average Lap	ProSkill
4	06 - Lewis Kel...	49.836	29.789	24	50.975	1252
5	28 - Álvaro Og...	50.179	44.788	24	51.605	1581
6	07 - Andrew La...	50.41	50.042	24	51.781	1502
7	11 - Kevin Smith	50.268	51.630	24	51.848	1232
8	13 - Luke Hump...	51.641	1L	23	52.097	1468
9	04 - David Bro...	50.081	1L	23	52.373	1623
10	20 - Kyle Storor	50.358	1L	23	52.89	1328
11	17 - Lee Walker	52.299	1L	23	53.699	1128
12	09 - James Leech	51.645	1L	23	54.003	1196
13	12 - Francis O...	52.385	2L	22	55.782	1066
14	02 - Stephen R...	53.041	2L	22	56.553	949

Lap Times by Racer

	25 - Craig Nash (Penalties: 0)	02 - Stephen R... (Penalties: 0)	11 - Kevin Smith (Penalties: 0)	27 - Michael T... (Penalties: 0)	06 - Lewis Kel... (Penalties: 0)	13 - Luke Hump... (Penalties: 0)	28 - Álvaro Og... (Penalties: 0)	04 - David Bro... (Penalties: 0)	20 - Kyle Storor (Penalties: 0)	07 - Andrew La... (Penalties: 0)	08 - Tobias Owen (Penalties: 0)	12 - Francis O... (Penalties: 0)	17 - Lee Walker (Penalties: 0)	09 - James Leech (Penalties: 0)
1	56.199 [5]	57.954 [6]	58.483 [11]	54.046 [2]	58.045 [9]	55.574 [4]	60.648 [14]	56.761 [7]	57.297 [10]	59.451 [13]	53.441 [1]	58.074 [8]	57.33 [3]	60.33 [12]
2	51.999 [3]	64.233 [13]	58.082 [12]	50.342 [2]	52.488 [6]	54.481 [5]	54.22 [10]	54.462 [7]	55.965 [9]	53.829 [8]	50.8 [1]	57.919 [11]	54.429 [4]	62.03 [14]
3	50.491 [3]	54.698 [13]	52.535 [12]	49.758 [2]	51.708 [4]	54.113 [7]	52.298 [10]	51.995 [6]	52.352 [9]	51.57 [8]	50.364 [1]	54.279 [11]	53.048 [5]	55.114 [14]
4	50.378 [3]	60.955 [14]	51.705 [11]	50.149 [2]	50.866 [4]	51.939 [7]	51.37 [10]	50.852 [5]	51.373 [9]	50.831 [8]	50.464 [1]	54.127 [12]	52.929 [6]	53.429 [13]
5	50.52 [3]	54.073 [14]	50.562 [11]	51.695 [1]	50.733 [4]	52.166 [6]	51.701 [10]	50.65 [5]	51.637 [9]	52.986 [8]	52.351 [2]	55.109 [12]	53.441 [7]	52.577 [13]
6	50.309 [3]	54.267 [14]	51.25 [10]	49.484 [1]	50.014 [4]	51.592 [6]	51.469 [8]	50.275 [5]	53.258 [9]	51.056 [7]	50.174 [2]	52.566 [12]	54.811 [11]	52.472 [13]
7	50.382 [3]	53.732 [14]	51.228 [9]	49.261 [1]	50.222 [4]	51.889 [6]	51.056 [8]	50.613 [5]	52.188 [10]	51.482 [7]	49.804 [2]	52.95 [12]	52.927 [11]	52.412 [13]
8	50.132 [3]	53.823 [13]	50.53 [8]	49.195 [1]	50.334 [4]	143.58 [14]	51.199 [7]	50.454 [5]	50.541 [9]	51.317 [6]	50.147 [2]	53.049 [11]	53.783 [10]	52.828 [12]
9	50.426 [3]	53.041 [13]	50.557 [8]	49.627 [1]	50.285 [4]	55.698 [14]	50.613 [7]	50.64 [5]	50.358 [9]	51.026 [6]	49.96 [2]	53.072 [11]	53.766 [10]	51.645 [12]
10	50.116 [3]	61.533 [13]	50.698 [8]	49.252 [1]	50.248 [4]	10 0 [14]	51.453 [7]	50.405 [5]	52.314 [9]	51.285 [6]	50.835 [2]	56.335 [12]	52.414 [10]	53.743 [11]
11	50.558 [3]	54.022 [14]	51.141 [9]	48.912 [1]	51.011 [4]	11 0 [6]	51.319 [7]	50.269 [5]	50.933 [10]	51.746 [8]	50.69 [2]	53.326 [13]	53.298 [11]	52.229 [12]
12	50.254 [3]	54.063 [14]	51.967 [8]	49.812 [1]	51.141 [4]	52.97 [6]	50.825 [7]	50.819 [5]	51.099 [9]	53.235 [10]	49.961 [2]	53.324 [13]	52.584 [11]	52.431 [12]
13	50.26 [3]	60.99 [14]	50.528 [8]	49.225 [1]	50.141 [4]	52.461 [6]	50.609 [7]	50.252 [5]	51.13 [9]	51.202 [10]	49.747 [2]	53.285 [13]	52.856 [11]	52.307 [12]
14	50.031 [3]	53.303 [14]	51.519 [8]	48.98 [1]	49.836 [4]	52.249 [6]	51.336 [7]	50.81 [5]	51.308 [9]	52.257 [10]	50.976 [2]	53.484 [13]	52.457 [11]	52.022 [12]
15	50.003 [3]	53.324 [14]	50.801 [8]	49.04 [1]	50.471 [4]	52.181 [6]	51.08 [7]	50.826 [5]	50.491 [9]	50.729 [10]	50.633 [2]	53.043 [13]	53.787 [11]	52.228 [12]
16	50.976 [3]	60.67 [14]	50.792 [7]	49.01 [1]	49.963 [4]	52.879 [8]	50.623 [6]	50.081 [5]	67.945 [10]	50.468 [9]	49.674 [2]	53.329 [13]	53.25 [11]	53.134 [12]
17	50.833 [3]	53.57 [14]	50.322 [7]	49.354 [1]	50.038 [4]	51.823 [8]	50.302 [6]	50.58 [5]	57.84 [11]	50.41 [9]	50.43 [2]	52.491 [13]	52.299 [10]	52.073 [12]
18	50.248 [3]	54.593 [14]	50.268 [7]	51.363 [1]	50.292 [4]	51.806 [9]	50.888 [6]	50.967 [5]	51.18 [11]	50.619 [8]	50.539 [2]	52.958 [13]	52.788 [10]	52.143 [12]
19	50.099 [3]	64.474 [14]	50.843 [7]	49.146 [1]	51.145 [4]	51.641 [9]	50.179 [6]	50.561 [5]	51.084 [10]	50.486 [8]	49.666 [2]	52.385 [13]	52.819 [11]	54.049 [12]
20						51.825 [9]			51.411 [10]				60.887 [11]	

25 - Craig Nash	02 - Stephen R...	11 - Kevin Smith	27 - Michael T...	06 - Lewis Kel...	13 - Luke Hump...	28 - Álvaro Og...	04 - David Bro...	20 - Kyle Storor	07 - Andrew La...	08 - Tobias Owen	12 - Francis O...	17 - Lee Walker	09 - James Leech
50.178 [3]	55.092 [14]	51.032 [7]	49.006 [1]	50.131 [4]	21 52.762 [8]	50.515 [6]	51.044 [5]	21 52.04 [10]	50.525 [8]	50.511 [2]	94.518 [13]	21 53.368 [11]	57.907 [12]
21 52.984 [3]	21 54.648 [14]	21 52.856 [6]	21 49.08 [1]	21 52.649 [4]	22 52.165 [8]	21 50.672 [5]	21 79.681 [9]	22 50.777 [10]	21 52.335 [7]	21 50.044 [2]	21 54.715 [13]	22 53.048 [11]	21 55.543 [12]
22 50.857 [3]	22 57.108 [14]	22 51.387 [6]	22 50.975 [1]	22 50.579 [4]	23 52.442 [8]	22 50.242 [5]	22 50.624 [9]	23 51.952 [10]	22 50.732 [7]	22 54.395 [2]	22 52.863 [13]	23 52.751 [11]	22 54.93 [12]
23 50.16 [3]	23	23 52.294 [6]	23 49.511 [1]	23 50.869 [4]	24	23 51.639 [5]	23 50.963 [9]	24	23 52.306 [7]	23 49.971 [2]	23	24	23 54.494 [12]
24 50.313 [3]	24	24 52.979 [7]	24 49.09 [1]	24 50.181 [4]		24 52.263 [5]	24		24 50.871 [6]	24 50.575 [2]	24		24

19:00 - Open League R1

05 - James Burling — 1st Place

ProSkill 1549 Ranked 200 of 46448 (99.57 %)
Racer since: 28/06/2017. 2nd visit, 5th race

Laptimes (Open - Race 20min - INTL) 16/02/2018 20:32
Heat #: 07

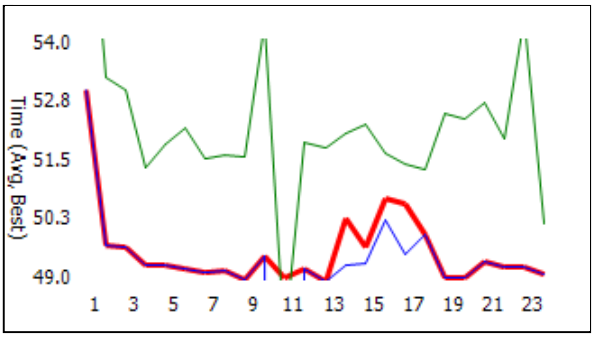

Position (By Position)

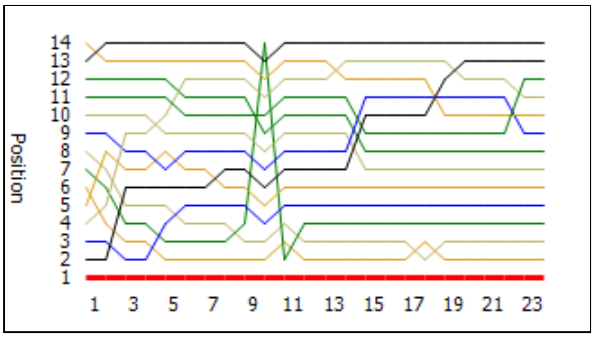

01-53.022	02-49.716	03-49.675	04-49.288	05-49.306	06-49.210	07-49.121	08-49.172
09-48.972	10-49.462	11-49.010	12-49.196	**13-48.942**	14-50.293	15-49.689	16-50.693
17-50.615	18-49.957	19-49.037	20-49.032	21-49.375	22-49.269	23-49.252	24-49.105

Birmingham Wheels

Pos	Racer	#Lap	Avg.	Gap	ProSkill.
1	05 - James Bur...	24	49.600	-	1549 (+164)
2	21 - Chris Cle...	24	50.431	18.755	2327 (+72)
3	01 - Elviss Zu...	24	50.952	33.187	3676 (-40)
4	23 - Mitchell ...	24	51.268	41.501	2374 (-15)
5	14 - Eduard Ru...	24	51.345	42.232	1304 (+90)
6	16 - Daniel Bu...	23	51.960	1L	1318 (+64)
7	10 - Daniel Wi...	23	52.448	1L	1480 (+25)
8	24 - Tom Pearson	23	52.454	1L	1224 (+30)
9	22 - Kevin Tay...	23	53.193	1L	1500 (-31)
10	26 - Mo Mohamed	23	53.317	1L	1212 (-12)
11	15 - Andy Mose...	23	53.441	1L	1330 (-58)
12	03 - Daryl Inv...	23	53.353	1L	1180 (-54)
13	19 - Lewis Kel...	23	53.781	1L	1221 (-86)
14	18 - David Huc...	22	55.081	2L	1055 (-79)

	Top ProSkill. Overall	ProSkill		Best of The Week	Time
1	01 - Elviss Zutis	3676	1	27 - Michael Tar...	48.736
2	Louis Dymond	3090	2	05 - James Burling	48.942
3	27 - Michael Tarrant	2929	3	23 - Mitchell Ta...	49.051
4	Darelle Wilson	2737	4	01 - Elviss Zutis	49.173
5	07 - Dwain Wilson	2557	5	25 - Craig Nash	49.481
6	25 - Craig Nash	2443	6	28 - ?lvaro Ogando	49.512
7	Chris King	2437	7	21 - Chris Cleaver	49.536
8	Andy Spencer	2410	8	06 - Lewis Kelly...	49.660
9	Bob Moss	2404	9	08 - Tobias Owen	49.666
10	23 - Mitchell Taylor	2374	10	14 - Eduard Ruzsa	49.966
11	21 - Chris Cleaver	2327	11	04 - David Broad...	50.081
12	Dave Dehal	2169	12	07 - Andrew Lawton	50.196

Heat Results

Heat Type	Open - Race 20min - INTL
Win By	Position
Date	16/02/2018 20:32
Winner	05 - James Bur...

Heat Winner:	Racer05 - James Bur...			
	Best Lap48.942	# of Laps 24	Gap from Leader -	Average Lap 49.6
	ProSkill SCORE 1549	This Round +/-	164	
2nd Place:	Racer21 - Chris Cle...			
	Best Lap49.536	# of Laps 24	Gap from Leader 18.755	Average Lap 50.431
	ProSkill SCORE 2327	This Round +/-	72	
3rd Place:	Racer01 - Elviss Zu...			
	Best Lap49.279	# of Laps 24	Gap from Leader 33.187	Average Lap 50.952
	ProSkill SCORE 3676	This Round +/-	-40	

Position	Racer	Best Lap	Gap from Leader	# of Laps	Average Lap	ProSkill
4	23 - Mitchell ...	50.367	41.501	24	51.268	2374
5	14 - Eduard Ru...	49.966	42.232	24	51.345	1304
6	16 - Daniel Bu...	50.882	1L	23	51.96	1318
7	10 - Daniel Wi...	51.329	1L	23	52.448	1480
8	24 - Tom Pearson	51.191	1L	23	52.454	1224
9	22 - Kevin Tay...	51.257	1L	23	53.193	1500
10	26 - Mo Mohamed	50.689	1L	23	53.317	1212
11	15 - Andy Mose...	52.373	1L	23	53.441	1330
12	03 - Daryl Inv...	51.452	1L	23	53.353	1180
13	19 - Lewis Kel...	51.821	1L	23	53.781	1221
14	18 - David Huc...	53.096	2L	22	55.081	1055

Lap Times by Racer

	15 - Andy Mose... (Penalties: 0)	26 - Mo Mohamed (Penalties: 0)	19 - Lewis Kel... (Penalties: 0)	01 - Elviss Zu... (Penalties: 0)	23 - Mitchell ... (Penalties: 0)	22 - Kevin Tay... (Penalties: 0)	10 - Daniel Wi... (Penalties: 0)	21 - Chris Cle... (Penalties: 0)	05 - James Bur... (Penalties: 0)	24 - Tom Pearson (Penalties: 0)	14 - Eduard Ru... (Penalties: 0)	03 - Daryl Inv... (Penalties: 0)	16 - Daniel Bu... (Penalties: 0)	18 - David Huc... (Penalties: 0)
1	58.631 [4]	63.74 [14]	57.617 [2]	56.852 [8]	55.798 [7]	59.706 [9]	58.884 [10]	58.345 [6]	53.022 [1]	60.22 [12]	55.696 [3]	59.374 [11]	57.045 [5]	60.908 [13]
2	54.031 [5]	53.749 [13]	52.998 [2]	53.596 [7]	53.658 [6]	53.589 [9]	53.433 [10]	51.682 [4]	49.716 [1]	53.047 [12]	52.72 [3]	53.362 [11]	54.851 [8]	55.73 [14]
3	55.766 [9]	52.403 [13]	54.685 [6]	51.835 [5]	51.845 [4]	53.049 [8]	53.197 [10]	52.528 [3]	49.675 [1]	53.509 [12]	52.014 [2]	53.305 [11]	53.039 [7]	55.561 [14]
4	52.373 [9]	52.441 [13]	52.271 [6]	49.916 [5]	49.765 [4]	51.257 [8]	52.261 [10]	50.463 [3]	49.288 [1]	51.935 [12]	50.865 [2]	51.876 [11]	51.192 [7]	53.473 [14]
5	53.093 [10]	51.937 [13]	52.703 [6]	50.454 [5]	50.242 [3]	51.761 [7]	52.183 [9]	50.221 [2]	49.306 [1]	52.316 [12]	51.527 [4]	52.434 [11]	53.179 [8]	54.601 [14]
6	53.715 [12]	59.491 [13]	52.523 [6]	49.981 [4]	49.594 [3]	53.201 [8]	51.861 [9]	49.933 [2]	49.21 [1]	52.286 [11]	52.172 [5]	51.535 [10]	51.648 [7]	54.054 [14]
7	52.587 [12]	52.439 [13]	52.381 [6]	50.029 [4]	50.151 [3]	51.89 [8]	51.515 [9]	49.776 [2]	49.121 [1]	52.242 [11]	51.366 [5]	52.345 [10]	52.309 [7]	53.868 [14]
8	52.775 [12]	51.853 [13]	53.498 [7]	49.338 [4]	49.379 [3]	53.006 [8]	52.847 [9]	49.578 [2]	49.172 [1]	51.576 [11]	50.845 [5]	52.122 [10]	53.096 [6]	53.662 [14]
9	52.804 [12]	52.593 [13]	51.821 [7]	50.858 [3]	51.68 [4]	51.899 [8]	51.889 [9]	50.098 [2]	48.972 [1]	51.688 [11]	51.259 [5]	51.71 [10]	50.921 [6]	54.431 [14]
10	52.576 [11]	51.889 [12]	52.311 [6]	49.476 [3]	93.578 [14]	51.997 [7]	52.071 [8]	49.622 [2]	49.462 [1]	51.701 [9]	50.541 [4]	52.372 [10]	50.882 [5]	53.546 [13]
11	52.693 [12]	50.935 [13]	51.99 [7]	49.464 [4]	0 [2]	52.021 [8]	51.769 [9]	49.745 [3]	49.01 [1]	51.653 [10]	50.445 [5]	52.462 [11]	51.103 [6]	53.884 [14]
12	52.424 [12]	50.689 [13]	51.837 [7]	49.336 [3]	58.949 [4]	52.055 [8]	52.17 [9]	49.711 [2]	49.196 [1]	52.035 [10]	51.124 [5]	51.565 [11]	51.355 [6]	54.183 [14]
13	52.643 [12]	52.128 [13]	52.617 [7]	49.287 [3]	52.413 [4]	52.4 [8]	52.238 [9]	49.594 [2]	48.942 [1]	52.243 [10]	50.613 [5]	52.06 [11]	51.013 [6]	56.737 [14]
14	53.908 [13]	52.712 [12]	52.169 [7]	49.279 [3]	51.192 [4]	52.06 [8]	52.344 [9]	49.589 [2]	50.293 [1]	52.487 [10]	51.417 [5]	53.055 [11]	51.329 [6]	57.602 [14]
15	52.471 [13]	51.711 [12]	55.884 [10]	49.326 [3]	51.579 [4]	56.399 [11]	52.765 [7]	49.724 [2]	49.689 [1]	52.768 [8]	50.717 [5]	52.143 [9]	51.276 [6]	55.697 [14]
16	52.786 [13]	50.81 [12]	52.762 [10]	50.246 [3]	50.794 [4]	52.938 [11]	51.945 [7]	50.281 [2]	50.693 [1]	52.12 [8]	50.571 [5]	52.521 [9]	52.013 [6]	53.096 [14]
17	52.844 [13]	51.672 [12]	52.167 [10]	49.653 [3]	50.921 [4]	52.068 [11]	51.442 [7]	49.536 [2]	50.615 [1]	51.75 [8]	50.481 [5]	52.405 [9]	51.426 [6]	53.31 [14]
18	52.692 [13]	51.345 [12]	52.103 [10]	49.991 [2]	50.726 [4]	51.602 [11]	51.369 [7]	50.515 [3]	49.957 [1]	51.191 [8]	49.966 [5]	51.452 [9]	50.917 [6]	54.79 [14]
19	53.823 [13]	53.573 [10]	57.536 [12]	50.729 [3]	50.665 [4]	54.817 [11]	51.752 [7]	50.13 [2]	49.037 [1]	51.336 [8]	50.021 [5]	52.699 [9]	51.739 [6]	57.54 [14]
20	53.618 [12]	51.635 [10]	65.83 [13]	50.193 [3]	50.516 [4]	52.578 [11]	51.329 [7]	49.632 [2]	49.032 [1]	51.326 [8]	50.823 [5]	51.751 [9]	51.346 [6]	54.282 [14]
21					50.799 [4]									

15 - Andy Mose...	26 - Mo Mohamed	19 - Lewis Kel...	01 - Elviss Zu...	23 - Mitchell ...	22 - Kevin Tay...	10 - Daniel Wi...	21 - Chris Cle...	05 - James Bur...	24 - Tom Pearson	14 - Eduard Ru...	03 - Daryl Inv...	16 - Daniel Bu...	18 - David Huc...
21 52.704 [12]	52.232 [10]	21 53.971 [13]	21 62.894 [3]	22 54.086 [4]	21 51.616 [11]	21 51.8 [7]	21 50.168 [2]	21 49.375 [1]	51.979 [8]	21 51.527 [5]	21 51.836 [9]	21 51.251 [6]	21 56.24 [14]
22 52.458 [12]	22 51.486 [10]	22 53.223 [13]	22 49.621 [3]	23 51.725 [4]	22 51.685 [11]	22 52.333 [7]	22 49.888 [2]	22 49.269 [1]	22 52.754 [8]	22 52.944 [5]	22 52.426 [9]	22 51.058 [6]	22 54.588 [14]
23 55.718 [11]	23 62.839 [10]	23 52.06 [13]	23 49.388 [3]	24 50.367 [4]	23 59.852 [9]	23 52.896 [7]	23 49.772 [2]	23 49.252 [1]	23 52.273 [8]	23 52.196 [5]	23 70.313 [12]	23 51.095 [6]	23
24	24	24	24 51.116 [3]		24	24	24 49.802 [2]	24 49.105 [1]	24	24 50.434 [5]	24	24	24

Final Results

No.	Driver	Grp	r1	r2	Total	BestLap	Lg Pts
27	Michael Tarrant	A	30	30	**60**	48.736	30
25	Craig Nash	A	25	21	**46**	49.481	25
8	Tobias Owen	A	14	25	**39**	49.666	21
28	Alvaro Ogando	A	21	16	**37**	49.512	18
13	Luke Humphreys	A	18	13	**31**	50.247	16
6	Lewis Kelly (No Beard)	A	12	18	**30**	49.660	15
7	Andrew Lawton	A	15	15	**30**	50.196	14
20	Kyle Storor	A	16	11	**27**	50.252	13
4	David Broadway	A	13	12	**25**	50.081	12
11	Kevin Smith	A	11	14	**25**	50.268	11
17	Lee Walker	A	10	10	**20**	51.668	10
9	James Leech	A	9	9	**18**	51.645	9
12	Francis O Connell	A	8	8	**16**	52.385	8
2	Stephen Rodgers	A	7	7	**14**	53.041	7
5	James Burling	B	25	30	**55**	48.942	30
23	Mitchell Taylor	B	30	18	**48**	49.051	25
1	Elviss Zutis	B	21	21	**42**	49.279	21
21	Chris Cleaver	B	16	25	**41**	49.536	18
10	Daniel Wicks	B	18	14	**32**	50.321	16
16	Daniel Buckley	B	14	15	**29**	50.882	15
14	Eduard Ruzsa	B	12	16	**28**	49.966	14
22	Kevin Taylor	B	15	12	**27**	50.519	13
24	Tom Pearson	B	11	13	**24**	51.191	12
3	Daryl Irvine-Rawlins	B	13	9	**22**	51.452	11
26	Mo Mohamed	B	9	11	**20**	50.689	10
15	Andy Moseley	B	10	10	**20**	52.219	9
19	Lewis Kelly (Beard)	B	7	8	**15**	51.821	8
18	David Huckfield	B	8	7	**15**	52.389	7

In Pictures

On the podium: 1 > Michael Tarrant
2 > Craig Nash (*ran away from Mad Mike!*)
3 > Tobias Owen (*also ran away from Mad Mike!*)

On the podium: 1 > James Burling
2 > Mitchell Taylor
3 > Elviss Zutis

GRAND PRIX KARTING

PRESENT THE

ULTIMATE OPEN LEAGUE 2018

FIRST TO FORTY

FRIDAY THE 16TH OF MARCH 7:00PM

RACE CIRCUIT

INTERNATIONAL (FLOODLIT)

PROGRAMME OF EVENTS

10 MINUTES QUALIFYING

40 LAP NON-STOP RACE

THE FIRST TO 40 WINS!

MEMBERS PRICE - £50 PER ROUND

PRE-ENTER ALL 8 ROUNDS FOR JUST £340

PRIZES FOR THE TOP 3 HIGHEST POINTS SCORERS*

0121 327 7700 | WWW.GRANDPRIXKARTING.CO.UK

*FROM THEIR BEST 5 RACES