

Round 7

6th August 2017

Speedway Sprint



14:30 - Open League R7

01 - Elviss Zutis

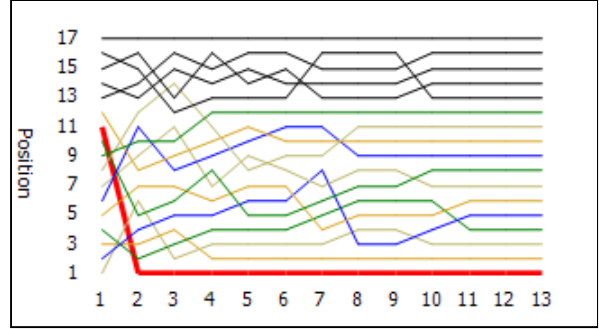
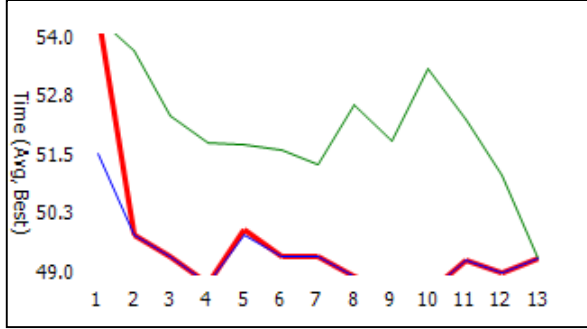
1st Place

Award: 7 time(s) best of the week., 34 time(s) best of the day. **ProSkill** 3405 Ranked 1 of 43942 (100.00 %) Racer since: 06/11/2015. 51st visit, 173rd race

Laptimes (Open - Prac 5min - INTL) 06/08/2017 14:31

Heat #: 56

Position (By Best Lap Time)



01-54.514 02-49.830 03-49.347 04-48.777
 08-48.940 09-48.672 **10-48.599** 11-49.271

05-49.945 06-49.349 07-49.366
 12-49.021 13-49.316

Birmingham Wheels

Pos	Racer	Best Lap	#Lap	Gap	ProSkill
1	01 - Elviss Zu...	48.599	13	-	3405 (+5)
2	03 - Michael T...	49.073	12	0.474	2793 (+5)
3	13 - Sam Knowles	49.361	12	0.762	1543 (+5)
4	17 - Craig Nash	49.630	11	1.031	2252 (+5)
5	15 - Chris Cle...	49.633	11	1.034	1640 (+5)
6	09 - Mitchell ...	49.878	12	1.279	2239 (+5)
7	08 - Kevin Tay...	49.916	12	1.317	1241 (+5)
8	11 - Bob Moss	49.924	12	1.325	2304 (+5)
9	12 - Mo Mohamed	50.202	12	1.603	1326 (+5)
10	02 - Michael S...	50.411	12	1.812	1132 (+5)
11	07 - Pawel Win...	50.420	11	1.821	1519 (+5)
12	06 - David Bro...	50.452	12	1.853	1452 (+5)
13	10 - Sam Gibson	51.870	11	3.271	1205 (+5)
14	16 - Rob Evans	52.091	11	3.492	1205 (+5)
15	14 - Simeon Br...	52.597	11	3.998	1205 (+5)
16	04 - Stephen R...	52.746	12	4.147	1125 (+5)
17	05 - Cailean G...	53.930	11	5.331	1205 (+5)

Top ProSkill. Overall	ProSkill	Best of The Week	Time
1 01 - Elviss Zutis	3405	1 01 - Elviss Zutis	48.599
2 Louis Dymond	3040	2 03 - Michael Tar...	49.073
3 Darelle Wilson	2923	3 13 - Sam Knowles	49.361
4 03 - Michael Tarrant	2793	4 17 - Craig Nash	49.630
5 Chris King	2437	5 15 - Chris Cleaver	49.633
6 Andy Spencer	2410	6 Jack Bebbington	49.759
7 Dwain Wilson	2369	7 09 - Mitchell Ta...	49.878
8 11 - Bob Moss	2304	8 08 - Kevin Taylor	49.916
9 17 - Craig Nash	2252	9 11 - Bob Moss	49.924
10 09 - Mitchell Taylor	2239	10 rich templeman	50.103
11 Dave Dehal	2169	11 12 - Mo Mohamed	50.202
12 Sam De Silva	2127	12 02 - Michael Sta...	50.411

Heat Results																
Heat Type Open - Prac Smin - INTL																
Win By Best Lap																
Date 06/08/2017 14:31																
Winner 01 - Elviss Zu...																
Heat Winner:		Racer01 - Elviss Zu...														
		Best Lap48.599	# of Laps 13	Gap from Leader -	Average Lap 49.203											
2nd Place:		Racer03 - Michael T...														
		Best Lap49.073	# of Laps 12	Gap from Leader 0.474	Average Lap 50.044											
3rd Place:		Racer13 - Sam Knowles														
		Best Lap49.361	# of Laps 12	Gap from Leader 0.762	Average Lap 50.357											
Position	Racer	Best Lap	Gap from Leader	# of Laps	Average Lap	ProSkill										
4	17 - Craig Nash	49.63	1.031	11	50.784	2252										
5	15 - Chris Cle...	49.633	1.034	11	51.25	1640										
6	09 - Mitchell ...	49.878	1.279	12	50.971	2239										
7	08 - Kevin Tay...	49.916	1.317	12	51.227	1241										
8	11 - Bob Moss	49.924	1.325	12	50.84	2304										
9	12 - Mo Mohamed	50.202	1.603	12	51.249	1326										
10	10 - Michael S...	50.411	1.812	12	51.523	1132										
11	07 - Pawel Win...	50.42	1.821	11	57.544	1519										
12	06 - David Bro...	50.452	1.853	12	52.603	1452										
13	10 - Sam Gibson	51.87	3.271	11	55.223	1205										
14	16 - Rob Evans	52.091	3.492	11	53.722	1205										
15	14 - Simeon Br...	52.597	3.998	11	53.275	1205										
16	04 - Stephen R...	52.746	4.147	12	53.601	1125										
17	05 - Caillea G...	53.93	5.331	11	55.056	1205										
Lap Times by Racer																
11 - Bob Moss	12 - Mo Mohamed	17 - Craig Nash	04 - Stephen R...	03 - Michael T...	01 - Elviss Zu...	09 - Mitchell ...	08 - Kevin Tay...	13 - Sam Knowles	15 - Chris Cle...	02 - Michael S...	06 - David Bro...	07 - Pawel Win...	05 - Caillea G...	10 - Sam Gibson	14 - Simeon Br...	16 - Rob Evans
(Penalties: 0)	(Penalties: 0)	(Penalties: 0)	(Penalties: 0)	(Penalties: 0)	(Penalties: 0)	(Penalties: 0)	(Penalties: 0)	(Penalties: 0)	(Penalties: 0)	(Penalties: 0)	(Penalties: 0)	(Penalties: 0)	(Penalties: 0)	(Penalties: 0)	(Penalties: 0)	(Penalties: 0)
1 54.406 [10]	1 53.76 [6]	1 52.331 [4]	1 55.158 [13]	1 51.695 [3]	1 54.514 [11]	1 52.591 [5]	1 53.854 [7]	1 51.548 [1]	1 51.55 [2]	1 55.126 [12]	1 54.337 [9]	1 54.05 [8]	1 61.727 [17]	1 57.093 [16]	1 55.652 [14]	1 56.447 [15]
2 51.405 [5]	2 53.063 [11]	2 50.31 [2]	2 54.424 [14]	2 50.461 [3]	2 49.83 [1]	2 52.074 [7]	2 52.771 [9]	2 51.46 [6]	2 51.087 [4]	2 52.311 [8]	2 52.978 [10]	2 69.164 [12]	2 56.88 [17]	2 55.624 [15]	2 54.069 [13]	2 55.864 [16]
3 50.88 [6]	3 51.676 [8]	3 50.23 [3]	3 54.108 [16]	3 50.33 [4]	3 49.347 [1]	3 51.065 [7]	3 53.735 [11]	3 49.768 [2]	3 50.764 [5]	3 51.787 [9]	3 52.009 [10]	3 57.107 [14]	3 56.162 [17]	3 53.389 [12]	3 54.104 [15]	3 53.994 [13]
4 51.279 [8]	4 51.258 [9]	4 50.05 [4]	4 53.512 [15]	4 49.418 [2]	4 48.777 [1]	4 50.704 [6]	4 50.779 [7]	4 50.622 [3]	4 50.094 [5]	4 51.413 [10]	4 53.445 [12]	4 51.477 [11]	4 54.901 [17]	4 52.749 [13]	4 53.409 [14]	4 56.513 [16]
5 50.027 [5]	5 52.769 [10]	5 50.595 [4]	5 53.775 [16]	5 50.135 [2]	5 49.945 [1]	5 50.251 [7]	5 51.218 [9]	5 49.845 [3]	5 50.985 [6]	5 51.527 [11]	5 52.024 [12]	5 50.774 [8]	5 55.07 [17]	5 53.691 [13]	5 54.061 [15]	5 52.847 [14]
6 51.092 [5]	6 51.213 [11]	6 50.724 [4]	6 53.078 [16]	6 50.565 [2]	6 49.349 [1]	6 50.423 [7]	6 50.357 [8]	6 50.733 [3]	6 50.648 [6]	6 50.967 [10]	6 51.705 [12]	6 53.104 [9]	6 54.687 [17]	6 52.989 [13]	6 52.764 [14]	6 53.172 [15]
7 50.62 [6]	7 50.99 [11]	7 51.962 [5]	7 52.746 [15]	7 49.429 [2]	7 49.366 [1]	7 49.878 [4]	7 50.067 [7]	7 49.848 [3]	7 51.703 [8]	7 50.88 [10]	7 51.571 [12]	7 50.804 [9]	7 54.807 [17]	7 53.048 [16]	7 52.597 [13]	7 52.095 [14]
8 50.107 [7]	8 50.222 [9]	8 54.677 [6]	8 53.331 [15]	8 49.145 [2]	8 48.94 [1]	8 50.666 [5]	8 51.485 [8]	8 50.671 [4]	8 49.646 [3]	8 50.411 [10]	8 51.504 [12]	8 50.42 [11]	8 53.93 [17]	8 73.463 [16]	8 53.21 [14]	8 52.147 [13]
9 52.257 [7]	9 50.259 [9]	9 49.901 [6]	9 53.76 [15]	9 53.187 [2]	9 48.672 [1]	9 50.257 [5]	9 50.782 [8]	9 51.639 [4]	9 49.677 [3]	9 52.728 [10]	9 50.736 [12]	9 50.823 [9]	9 55.187 [17]	9 52.892 [13]	9 52.78 [14]	9 55.64 [15]
10 49.924 [8]	10 51.215 [9]	10 49.967 [6]	10 53.141 [16]	10 49.073 [2]	10 48.599 [1]	10 50.197 [5]	10 49.916 [7]	10 49.361 [3]	10 58.266 [4]	10 51.538 [10]	10 50.452 [12]	10 84.911 [11]	10 54.106 [17]	10 51.87 [13]	10 52.735 [14]	10 52.091 [15]
11 51.562 [8]	11 50.872 [9]	11 49.63 [4]	11 54.321 [16]	11 49.555 [2]	11 49.271 [1]	11 51.221 [6]	11 50.785 [7]	11 49.834 [3]	11 49.633 [5]	11 52.463 [10]	11 59.751 [12]	11 56.859 [11]	11 54.835 [17]	11 52.515 [13]	11 53.024 [14]	11 52.859 [15]
12 50.087 [8]	12 50.202 [9]	12 53.41 [4]	12 53.41 [16]	12 49.19 [2]	12 49.021 [1]	12 53.942 [6]	12 51.6 [7]	12 50.147 [3]	12 50.725 [10]	12 52.461 [12]	12 52.461 [12]	12 52.461 [12]	12 52.461 [12]	12 52.461 [12]	12 52.461 [12]	12 52.461 [12]
13	13	13	13	13	13	13	13	13	13	13	13	13	13	13	13	13

Race Grids

	r1	r2	r3	r4	r5	r6
Pole >	6	11	7	13	5	3
2 >	17	4	10	1	4	6
3 >	9	16	17	15	2	1
4 >	8	13	2	12	8	14
5 >	7	10	14	11	17	15
6 >	1	14	5	3	13	9
7 >	2	6	16	4	16	12
8 >	3	12	9	6	11	10
9 >		15		8		7

14:30 - Open League R7

01 - Elviss Zutis

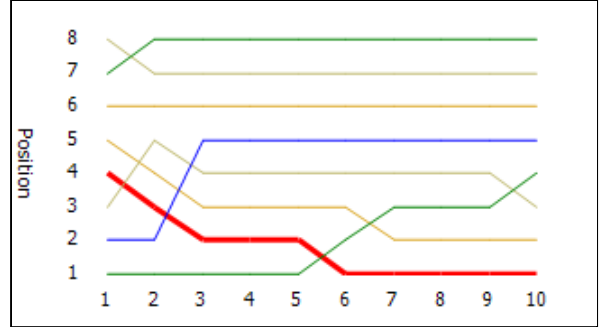
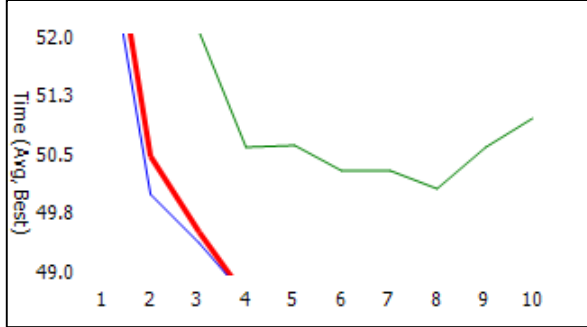
1st Place

Award: 7 time(s) best of the week., 34 time(s) best of the day. **ProSkill** 3433 Ranked 1 of 43942 (100.00 %)
 Racer since: 06/11/2015. 51st visit, 174th race

Laptimes (Open - Race 8min - INTL) 06/08/2017 14:39

Heat #: 57

Position (By Position)



01-54.183 02-50.505 03-49.538
 06-48.881 **07-48.587** 08-48.646

04-48.710 05-48.808
 09-48.811 10-48.681

Birmingham Wheels

Pos	Racer	#Lap	Avg.	Gap	ProSkill
1	01 - Elviss Zu...	10	49.535	-	3433 (+28)
2	03 - Michael T...	10	49.584	1.310	2812 (+19)
3	17 - Craig Nash	10	50.327	6.093	2273 (+21)
4	09 - Mitchell ...	10	50.647	9.806	2224 (-15)
5	07 - Pawel Win...	10	51.249	16.635	1532 (+13)
6	02 - Michael S...	10	51.195	16.752	1145 (+13)
7	08 - Kevin Tay...	10	52.679	31.738	1230 (-11)
8	05 - Cailean G...	9	56.225	1L	1177 (-28)

Top ProSkill. Overall	ProSkill	Best of The Week	Time
1 01 - Elviss Zutis	3433	1 03 - Michael Tar...	48.572
2 Louis Dymond	3040	2 01 - Elviss Zutis	48.587
3 Darelle Wilson	2923	3 17 - Craig Nash	49.203
4 03 - Michael Tarrant	2812	4 09 - Mitchell Ta...	49.342
5 Chris King	2437	5 13 - Sam Knowles	49.361
6 Andy Spencer	2410	6 15 - Chris Cleaver	49.633
7 Dwain Wilson	2369	7 Jack Bebbington	49.759
8 11 - Bob Moss	2304	8 08 - Kevin Taylor	49.916
9 17 - Craig Nash	2273	9 11 - Bob Moss	49.924
10 09 - Mitchell Taylor	2224	10 rich templeman	50.103
11 Dave Dehal	2169	11 12 - Mo Mohamed	50.202
12 Sam De Silva	2127	12 02 - Michael Sta...	50.279

Heat Results								
Heat Type		Open - Race 8min - INTL						
Win By		Position						
Date		06/08/2017 14:39						
Winner		01 - Elviss Zu...						
Heat Winner:		Racer01 - Elviss Zu...						
		Best Lap	# of Laps	Gap from Leader	Average Lap			
		48.587	10	-	49.535			
ProSkill SCORE		This Round +/-	28					
3433								
2nd Place:		Racer03 - Michael T...						
		Best Lap	# of Laps	Gap from Leader	Average Lap			
		48.572	10	1.310	49.584			
ProSkill SCORE		This Round +/-	19					
2812								
3rd Place:		Racer17 - Craig Nash						
		Best Lap	# of Laps	Gap from Leader	Average Lap			
		49.203	10	6.093	50.327			
ProSkill SCORE		This Round +/-	21					
2273								
Position	Racer	Best Lap	Gap from Leader	# of Laps	Average Lap	ProSkill		
4	09 - Mitchell ...	49.342	9.806	10	50.647	2224		
5	07 - Pawel Win...	50.459	16.635	10	51.249	1532		
6	02 - Michael S...	50.279	16.752	10	51.195	1145		
7	08 - Kevin Tay...	51.28	31.738	10	52.679	1230		
8	05 - Cailean G...	52.438	1L	9	56.225	1177		
Lap Times by Racer								
	17 - Craig Nash	03 - Michael T...	01 - Elviss Zu...	09 - Mitchell ... (Penalties: 0)	08 - Kevin Tay...	02 - Michael S...	07 - Pawel Win...	05 - Cailean G...
(Penalties: 0)	(Penalties: 0)	(Penalties: 0)	(Penalties: 0)	(Penalties: 0)	(Penalties: 0)	(Penalties: 0)	(Penalties: 0)	(Penalties: 0)
1	55.457 [3]	1 53.543 [5]	1 54.183 [4]	1 53.879 [1]	1 58.088 [8]	1 54.836 [6]	1 53.686 [2]	1 60.152 [7]
2	51.603 [5]	2 50.69 [4]	2 50.505 [3]	2 50.015 [1]	2 52.84 [7]	2 51.835 [6]	2 51.493 [2]	2 60.832 [8]
3	50.453 [4]	3 49.385 [3]	3 49.538 [2]	3 49.935 [1]	3 52.423 [7]	3 51.737 [6]	3 51.682 [5]	3 61.568 [8]

	17 - Craig Nash	03 - Michael T...	01 - Elviss Zu...	09 - Mitchell ...	08 - Kevin Tay...	02 - Michael S...	07 - Pawel Win...	05 - Cailean G...
				49.478				
4	49.591 [4]	4 49.298 [3]	4 48.71 [2]	[1]	4 52.264 [7]	4 50.763 [6]	4 50.535 [5]	4 54.289 [8]
				49.459				
5	49.529 [4]	5 48.778 [3]	5 48.808 [2]	[1]	5 52.129 [7]	5 50.631 [6]	5 51.283 [5]	5 54.467 [8]
				49.521				
6	49.295 [4]	6 48.833 [3]	6 48.881 [1]	[2]	6 51.628 [7]	6 50.305 [6]	6 50.526 [5]	6 53.627 [8]
				49.501				
7	49.203 [4]	7 48.955 [2]	7 48.587 [1]	[3]	7 51.793 [7]	7 50.523 [6]	7 50.712 [5]	7 53.37 [8]
				49.678				
8	49.218 [4]	8 48.69 [2]	8 48.646 [1]	[3]	8 51.28 [7]	8 50.373 [6]	8 50.459 [5]	8 52.438 [8]
				49.342				
9	49.33 [4]	9 49.1 [2]	9 48.811 [1]	[3]	9 51.563 [7]	9 50.279 [6]	9 51.167 [5]	9 55.281 [8]
				55.66				
10	49.589 [3]	10 48.572 [2]	10 48.681 [1]	[4]	10 52.785 [7]	10 50.667 [6]	10 50.947 [5]	10

14:30 - Open League R7

11 - Bob Moss

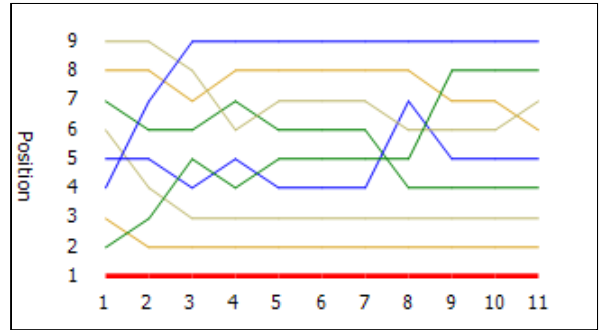
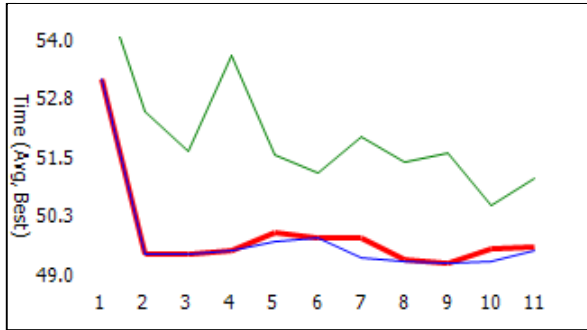
1st Place

Award: 1 time(s) best of the week., 3 time(s) best of the day. **ProSkill** 2335 Ranked 8 of 43942 (99.98 %) Racer since: 06/02/2011. 35th visit, 84th race

Laptimes (Open - Race 8min - INTL) 06/08/2017 14:49

Heat #: 58

Position (By Position)



01-53.194 02-49.482 03-49.493
07-49.820 08-49.367 **09-49.272**

04-49.545 05-49.954 06-49.844
10-49.612 11-49.619

Birmingham Wheels

Pos	Racer	#Lap	Avg.	Gap	ProSkill
1	11 - Bob Moss	11	49.927	-	2335 (+31)
2	13 - Sam Knowles	11	50.536	7.797	1604 (+61)
3	15 - Chris Cle...	11	50.392	8.196	1666 (+26)
4	06 - David Bro...	11	52.278	29.826	1473 (+21)
5	10 - Sam Gibson	11	52.697	32.345	1227 (+22)
6	12 - Mo Mohamed	11	52.816	34.133	1316 (-10)
7	14 - Simeon Br...	11	53.027	35.860	1187 (-18)
8	04 - Stephen R...	11	53.404	38.711	1094 (-31)
9	16 - Rob Evans	11	53.449	39.710	1148 (-57)

Top ProSkill. Overall	ProSkill	Best of The Week	Time
1 01 - Elviss Zutis	3433	1 03 - Michael Tar...	48.572
2 Louis Dymond	3040	2 01 - Elviss Zutis	48.587
3 Darelle Wilson	2923	3 17 - Craig Nash	49.203
4 03 - Michael Tarrant	2812	4 11 - Bob Moss	49.272
5 Chris King	2437	5 15 - Chris Cleaver	49.333
6 Andy Spencer	2410	6 13 - Sam Knowles	49.335
7 Dwain Wilson	2369	7 09 - Mitchell Ta...	49.342
8 11 - Bob Moss	2335	8 Jack Bebbington	49.759
9 17 - Craig Nash	2273	9 08 - Kevin Taylor	49.916
10 09 - Mitchell Taylor	2224	10 12 - Mo Mohamed	50.025
11 Dave Dehal	2169	11 rich templeman	50.103
12 Sam De Silva	2127	12 02 - Michael Sta...	50.279

Heat Results									
Heat Type Open - Race 8min - INTL									
Win By Position									
Date 06/08/2017 14:49									
Winner 11 - Bob Moss									
Heat Winner:		Racer <u>11</u> - Bob Moss							
		Best Lap	49.272	# of Laps	11	Gap from Leader	-	Average Lap	49.927
		ProSkill SCORE	2335	This Round +/-		31			
2nd Place:		Racer <u>13</u> - Sam Knowles							
		Best Lap	49.335	# of Laps	11	Gap from Leader	7.797	Average Lap	50.536
		ProSkill SCORE	1604	This Round +/-		61			
3rd Place:		Racer <u>15</u> - Chris Cle...							
		Best Lap	49.333	# of Laps	11	Gap from Leader	8.196	Average Lap	50.392
		ProSkill SCORE	1666	This Round +/-		26			
Position	Racer	Best Lap	Gap from Leader	# of Laps	Average Lap	ProSkill			
4	<u>06 - David Bro...</u>	50.579	29.826	11	52.278	1473			
5	<u>10 - Sam Gibson</u>	50.731	32.345	11	52.697	1227			
6	<u>12 - Mo Mohamed</u>	50.025	34.133	11	52.816	1316			
7	<u>14 - Simeon Br...</u>	50.835	35.860	11	53.027	1187			
8	<u>04 - Stephen R...</u>	51.923	38.711	11	53.404	1094			
9	<u>16 - Rob Evans</u>	50.747	39.710	11	53.449	1148			

Lap Times by Racer

	11 - Bob Moss	12 - Mo Mohamed	04 - Stephen R...	13 - Sam Knowles	15 - Chris Cle...	06 - David Bro...	10 - Sam Gibson	14 - Simeon Br...	16 - Rob Evans
(Penalties: 0)	(Penalties: 0)	(Penalties: 0)	(Penalties: 0)	(Penalties: 0)	(Penalties: 0)	(Penalties: 0)	(Penalties: 0)	(Penalties: 0)	(Penalties: 0)
1	53.194 [1]	1 55.657 [8]	1 55.331 [2]	1 54.892 [3]	1 54.184 [6]	1 53.704 [7]	1 55.108 [5]	1 59.479 [9]	1 55.834 [4]
2	49.482 [1]	2 53.586 [8]	2 52.728 [3]	2 52.334 [2]	2 51.576 [4]	2 53.149 [6]	2 53.497 [5]	2 51.835 [9]	2 54.434 [7]
3	49.493 [1]	3 51.71 [7]	3 53.621 [5]	3 50.66 [2]	3 51.167 [3]	3 52.016 [6]	3 51.536 [4]	3 51.098 [8]	3 53.841 [9]
4	49.545 [1]	4 56.716 [8]	4 52.335 [4]	4 50.079 [2]	4 49.916 [3]	4 55.641 [7]	4 52.713 [5]	4 53.698 [6]	4 62.826 [9]
5	49.954 [1]	5 50.609 [8]	5 55.042 [5]	5 49.765 [2]	5 49.856 [3]	5 51.899 [6]	5 53.063 [4]	5 52.729 [7]	5 51.318 [9]
6	49.844 [1]	6 52.193 [8]	6 51.923 [5]	6 50.278 [2]	6 50.126 [3]	6 51.4 [6]	6 52.147 [4]	6 51.815 [7]	6 51.271 [9]
7	49.82 [1]	7 56.93 [8]	7 52.382 [5]	7 49.399 [2]	7 49.579 [3]	7 53.099 [6]	7 51.041 [4]	7 53.202 [7]	7 52.223 [9]
8	49.367 [1]	8 51.015 [8]	8 52.72 [5]	8 49.335 [2]	8 49.333 [3]	8 51.171 [4]	8 56.691 [7]	8 51.071 [6]	8 52.198 [9]
9		9	9	9			9		9

11 - Bob Moss	12 - Mo Mohamed	04 - Stephen R...	13 - Sam Knowles	15 - Chris Cle...	06 - David Bro...	10 - Sam Gibson	14 - Simeon Br...	16 - Rob Evans
49.272 [1]	51.494 [7]	9 57.104 [8]	49.979 [2]	9 49.479 [3]	9 51.136 [4]	52.009 [5]	9 53.523 [6]	50.747 [9]
10 49.612 [1]	10 50.025 [7]	10 52.161 [8]	10 49.605 [2]	10 49.336 [3]	10 50.579 [4]	10 51.128 [5]	10 50.835 [6]	10 51.534 [9]
11 49.619 [1]	11 51.043 [6]	11 52.095 [8]	11 49.566 [2]	11 49.762 [3]	11 51.262 [4]	11 50.731 [5]	11 54.011 [7]	11 51.711 [9]

14:30 - Open League R7

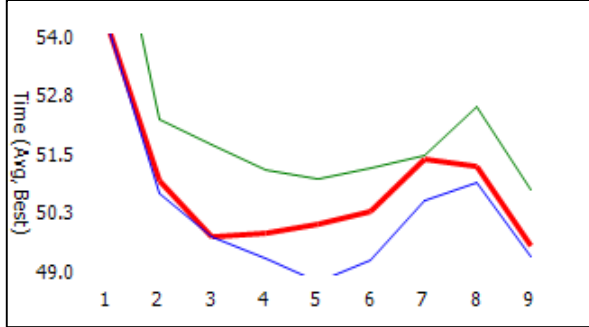
17 - Craig Nash

1st Place

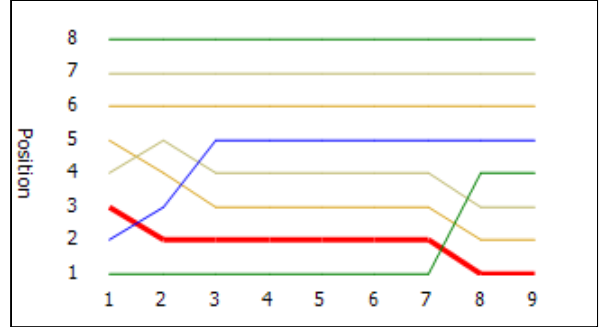
ProSkill 2311 Ranked 9 of 43942 (99.98 %)
 Racer since: 23/08/2012. 15th visit, 55th race

Laptimes (Open - Race 8min - INTL) 06/08/2017 14:59

Heat #: 59



01-54.459 02-50.988 03-49.790
 06-50.341 07-51.427 08-51.299



04-49.865 05-50.049
09-49.613

Birmingham Wheels

Pos	Racer	#Lap	Avg.	Gap	ProSkill
1	17 - Craig Nash	9	50.870	-	2311 (+38)
2	09 - Mitchell ...	9	50.828	0.350	2227 (+3)
3	02 - Michael S...	9	51.630	6.467	1199 (+54)
4	07 - Pawel Win...	9	51.797	6.802	1541 (+9)
5	10 - Sam Gibson	9	52.277	11.433	1238 (+11)
6	16 - Rob Evans	9	52.494	15.772	1144 (-4)
7	14 - Simeon Br...	9	52.854	18.237	1161 (-26)
8	05 - Cailean G...	9	55.088	38.272	1132 (-45)

Top ProSkill. Overall	ProSkill	Best of The Week	Time
1 01 - Elviss Zutis	3433	1 03 - Michael Tar...	48.572
2 Louis Dymond	3040	2 01 - Elviss Zutis	48.587
3 Darelle Wilson	2923	3 09 - Mitchell Ta...	48.835
4 03 - Michael Tarrant	2812	4 17 - Craig Nash	49.203
5 Chris King	2437	5 11 - Bob Moss	49.272
6 Andy Spencer	2410	6 15 - Chris Cleaver	49.333
7 Dwain Wilson	2369	7 13 - Sam Knowles	49.335
8 11 - Bob Moss	2335	8 Jack Bebbington	49.759
9 17 - Craig Nash	2311	9 08 - Kevin Taylor	49.916
10 09 - Mitchell Taylor	2227	10 12 - Mo Mohamed	50.025
11 Dave Dehal	2169	11 07 - Pawel Winia...	50.088
12 Sam De Silva	2127	12 rich templeman	50.103

Heat Results								
Heat Type		Open - Race 8min - INTL						
Win By		Position						
Date		06/08/2017 14:59						
Winner		17 - Craig Nash						
Heat Winner:		Racer17 - Craig Nash						
		Best Lap	# of Laps	Gap from Leader	Average Lap			
		49.613	9	-	50.87			
ProSkill SCORE		This Round +/-	38					
2311								
2nd Place:		Racer09 - Mitchell ...						
		Best Lap	# of Laps	Gap from Leader	Average Lap			
		48.835	9	0.350	50.828			
ProSkill SCORE		This Round +/-	3					
2227								
3rd Place:		Racer02 - Michael S...						
		Best Lap	# of Laps	Gap from Leader	Average Lap			
		50.451	9	6.467	51.63			
ProSkill SCORE		This Round +/-	54					
1199								
Position	Racer	Best Lap	Gap from Leader	# of Laps	Average Lap	ProSkill		
4	<u>07 - Pawel Win...</u>	50.088	6.802	9	51.797	1541		
5	<u>10 - Sam Gibson</u>	51.34	11.433	9	52.277	1238		
6	<u>16 - Rob Evans</u>	51.543	15.772	9	52.494	1144		
7	<u>14 - Simeon Br...</u>	50.542	18.237	9	52.854	1161		
8	<u>05 - Cailean G...</u>	52.796	38.272	9	55.088	1132		
Lap Times by Racer								
	17 - Craig Nash	09 - Mitchell ...	02 - Michael S...	07 - Pawel Win...	05 - Cailean G...	10 - Sam Gibson	14 - Simeon Br...	16 - Rob Evans
	(Penalties: 0)	(Penalties: 0)	(Penalties: 0)	(Penalties: 0)	(Penalties: 0)	(Penalties: 0)	(Penalties: 0)	(Penalties: 0)
1	54.459 [3]	1 54.937 [5]	1 55.163 [4]	1 54.858 [1]	1 65.39 [8]	1 55.552 [2]	1 65.065 [7]	1 56.227 [6]
2	50.988 [2]	2 51.301 [4]	2 53.213 [5]	2 50.694 [1]	2 55.381 [8]	2 52.461 [3]	2 51.42 [7]	2 52.912 [6]
3		3 51.479 [3]	3	3	3	3 53.508 [5]	3	3 52.254 [6]

	17 - Craig Nash	09 - Mitchell ...	02 - Michael S...	07 - Pawel Win...	05 - Cailean G...	10 - Sam Gibson	14 - Simeon Br...	16 - Rob Evans
	49.79 [2]	4 49.311 [3]	51.176 [4]	50.164 [1]	54.196 [8]	4 51.616 [5]	51.351 [7]	4 51.797 [6]
4	49.865 [2]	5 48.835 [3]	4 50.88 [4]	4 50.628 [1]	4 53.95 [8]	5 51.372 [5]	4 51.524 [7]	5 51.835 [6]
	50.049 [2]	6 49.286 [3]	5 50.95 [4]	5 50.088 [1]	5 53.236 [8]	6 51.34 [5]	5 51.863 [7]	6 52.158 [6]
5	50.341 [2]	7 51.08 [3]	6 51.008 [4]	6 50.47 [1]	6 53.759 [8]	7 51.82 [5]	6 51.518 [7]	7 51.695 [6]
6	51.427 [2]	8 51.856 [2]	7 50.889 [4]	7 51.143 [1]	7 53.427 [8]	8 51.391 [5]	7 50.542 [7]	8 52.028 [6]
7	51.299 [1]	9 49.364 [2]	8 50.944 [3]	8 57.875 [4]	8 53.659 [8]	9 51.43 [5]	8 51.496 [7]	9 51.543 [6]
8	49.613 [1]		9 50.451 [3]	9 50.254 [4]	9 52.796 [8]		9 50.904 [7]	

14:30 - Open League R7

13 - Sam Knowles

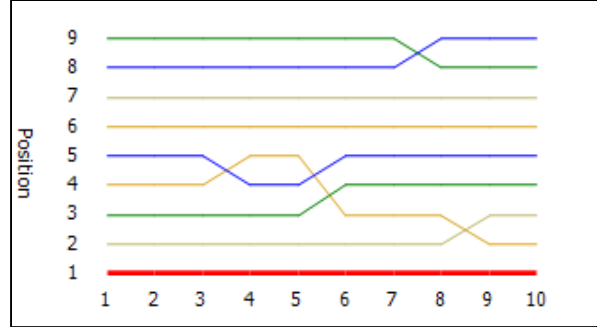
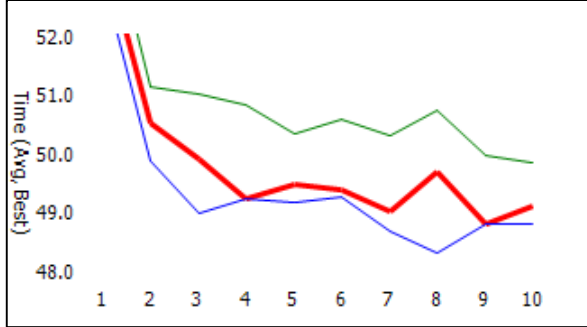
1st Place

Award: 1 time(s) best of the day. **ProSkill** 1725 Ranked 35 of 43942 (99.92 %)
 Racer since: 29/06/2016. 7th visit, 22nd race

Laptimes (Open - Race 8min - INTL) 06/08/2017 15:09

Heat #: 60

Position (By Position)



01-53.566 02-50.573 03-49.961
 06-49.434 07-49.063 08-49.749

04-49.278 05-49.515
09-48.837 10-49.147

Birmingham Wheels

Pos	Racer	#Lap	Avg.	Gap	ProSkill
1	13 - Sam Knowles	10	49.912	-	1725 (+121)
2	03 - Michael T...	10	49.941	1.982	2848 (+36)
3	15 - Chris Cle...	10	50.124	2.940	1731 (+65)
4	11 - Bob Moss	10	50.397	6.132	2332 (-3)
5	01 - Elviss Zu...	10	50.714	8.608	3318 (-115)
6	12 - Mo Mohamed	10	51.055	12.627	1330 (+14)
7	06 - David Bro...	10	51.210	15.511	1451 (-22)
8	08 - Kevin Tay...	10	52.321	29.029	1209 (-21)
9	04 - Stephen R...	10	52.937	32.819	1064 (-30)

Top ProSkill. Overall	ProSkill	Best of The Week	Time
1 01 - Elviss Zutis	3318	1 03 - Michael Tar...	48.351
2 Louis Dymond	3040	2 01 - Elviss Zutis	48.587
3 Darelle Wilson	2923	3 09 - Mitchell Ta...	48.835
4 03 - Michael Tarrant	2848	4 13 - Sam Knowles	48.837
5 Chris King	2437	5 17 - Craig Nash	49.203
6 Andy Spencer	2410	6 11 - Bob Moss	49.272
7 Dwain Wilson	2369	7 15 - Chris Cleaver	49.293
8 11 - Bob Moss	2332	8 Jack Bebbington	49.759
9 17 - Craig Nash	2311	9 12 - Mo Mohamed	49.879
10 09 - Mitchell Taylor	2227	10 08 - Kevin Taylor	49.916
11 Dave Dehal	2169	11 07 - Pawel Winia...	50.088
12 Sam De Silva	2127	12 rich templeman	50.103

Heat Results						
Heat Type Open - Race 8min - INTL						
Win By Position						
Date 06/08/2017 15:09						
Winner 13 - Sam Knowles						
Heat Winner:		Racer13 - Sam Knowles				
		Best Lap48.837	# of Laps 10	Gap from Leader -	Average Lap 49.912	
		ProSkill SCORE 1725	This Round +/-		121	
2nd Place:		Racer03 - Michael T...				
		Best Lap48.351	# of Laps 10	Gap from Leader 1.982	Average Lap 49.941	
		ProSkill SCORE 2848	This Round +/-		36	
3rd Place:		Racer15 - Chris Cle...				
		Best Lap49.293	# of Laps 10	Gap from Leader 2.940	Average Lap 50.124	
		ProSkill SCORE 1731	This Round +/-		65	
Position	Racer	Best Lap	Gap from Leader	# of Laps	Average Lap	ProSkill
4	<u>11 - Bob Moss</u>	49.274	6.132	10	50.397	2332
5	<u>01 - Elviss Zu...</u>	48.964	8.608	10	50.714	3318
6	<u>12 - Mo Mohamed</u>	49.879	12.627	10	51.055	1330
7	<u>06 - David Bro...</u>	50.587	15.511	10	51.21	1451
8	<u>08 - Kevin Tay...</u>	50.424	29.029	10	52.321	1209
9	<u>04 - Stephen R...</u>	51.673	32.819	10	52.937	1064

Lap Times by Racer

	11 - Bob Moss	12 - Mo Mohamed	04 - Stephen R...	03 - Michael T...	01 - Elviss Zu...	08 - Kevin Tay...	13 - Sam Knowles	15 - Chris Cle...	06 - David Bro...
(Penalties: 0)	(Penalties: 0)	(Penalties: 0)	(Penalties: 0)	(Penalties: 0)	(Penalties: 0)	(Penalties: 0)	(Penalties: 0)	(Penalties: 0)	(Penalties: 0)
1	53.797 [3]	1 55.315 [6]	1 55.911 [8]	1 54.211 [4]	1 55.63 [5]	1 53.895 [9]	1 53.566 [1]	1 53.002 [2]	1 54.29 [7]
2	49.931 [3]	2 50.968 [6]	2 52.806 [8]	2 50.778 [4]	2 51.006 [5]	2 52.468 [9]	2 50.573 [1]	2 50.838 [2]	2 51.406 [7]
3	49.652 [3]	3 50.059 [6]	3 55.355 [8]	3 49.116 [4]	3 49.037 [5]	3 55.894 [9]	3 49.961 [1]	3 49.834 [2]	3 50.608 [7]
4	51.325 [3]	4 50.273 [6]	4 52.504 [8]	4 50.548 [5]	4 50.048 [4]	4 52.605 [9]	4 49.278 [1]	4 50.333 [2]	4 50.899 [7]
5	49.4 [3]	5 49.879 [6]	5 52.308 [8]	5 49.47 [5]	5 49.215 [4]	5 52.414 [9]	5 49.515 [1]	5 49.943 [2]	5 51.216 [7]
6	51.349 [4]	6 50.47 [6]	6 51.673 [8]	6 50.112 [3]	6 51.321 [5]	6 51.265 [9]	6 49.434 [1]	6 49.293 [2]	6 50.821 [7]
7	50.485 [4]	7 50.205 [6]	7 51.725 [8]	7 48.717 [3]	7 51.057 [5]	7 51.637 [9]	7 49.063 [1]	7 49.49 [2]	7 50.743 [7]
8	49.447 [4]	8 52.57 [6]	8 53.009 [9]	8 48.351 [3]	8 51.777 [5]	8 51.898 [8]	8 49.749 [1]	8 49.365 [2]	8 50.851 [7]
9		9					9		

11 - Bob Moss	12 - Mohamed Mohamed	04 - Stephen R...	03 - Michael T...	01 - Elviss Zu...	08 - Kevin Tay...	13 - Sam Knowles	15 - Chris Cle...	06 - David Bro...
49.274 [4]	50.724 [6]	9 52.142 [9]	9 49.253 [2]	9 49.08 [5]	9 50.424 [8]	48.837 [1]	9 49.81 [3]	9 50.676 [7]
10 49.314 [4]	10 50.086 [6]	10 51.935 [9]	10 48.853 [2]	10 48.964 [5]	10 50.712 [8]	10 49.147 [1]	10 49.328 [3]	10 50.587 [7]

14:30 - Open League R7

11 - Bob Moss

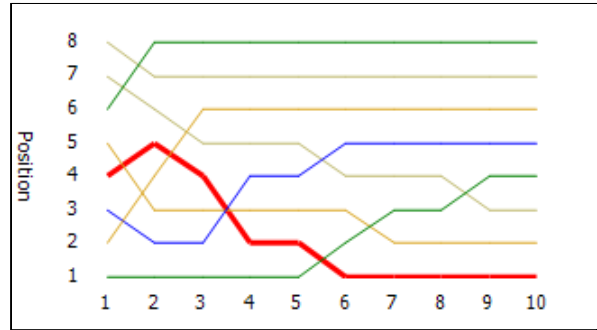
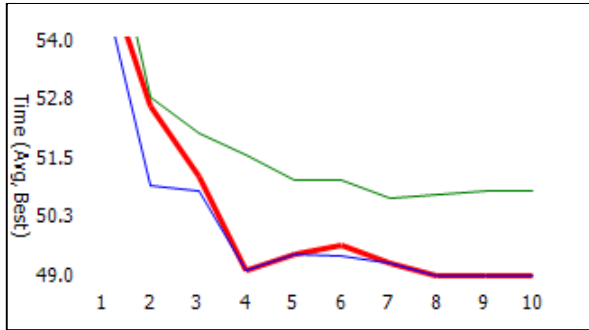
1st Place

Award: 1 time(s) best of the week., 3 time(s) best of the day. **ProSkill** 2372 Ranked 7 of 43942 (99.98 %) Racer since: 06/02/2011. 35th visit, 86th race

Laptimes (Open - Race 8min - INTL) 06/08/2017 15:19

Heat #: 61

Position (By Position)



01-55.625 02-52.628 03-51.135
 06-49.659 07-49.296 **08-49.008**

04-49.132 05-49.469
 09-49.020 10-49.016

Birmingham Wheels

Pos	Racer	#Lap	Avg.	Gap	ProSkill
1	11 - Bob Moss	10	50.399	-	2372 (+40)
2	17 - Craig Nash	10	50.688	1.960	2313 (+2)
3	13 - Sam Knowles	10	51.159	7.005	1740 (+15)
4	02 - Michael S...	10	51.307	7.600	1231 (+32)
5	08 - Kevin Tay...	10	51.886	13.787	1221 (+12)
6	04 - Stephen R...	10	52.472	18.625	1066 (+2)
7	16 - Rob Evans	10	53.045	26.838	1121 (-23)
8	05 - Cailean G...	10	54.151	35.092	1092 (-40)

Top ProSkill. Overall	ProSkill	Best of The Week	Time
1 01 - Elviss Zutis	3318	1 03 - Michael Tar...	48.351
2 Louis Dymond	3040	2 01 - Elviss Zutis	48.587
3 Darelle Wilson	2923	3 09 - Mitchell Ta...	48.835
4 03 - Michael Tarrant	2848	4 13 - Sam Knowles	48.837
5 Chris King	2437	5 11 - Bob Moss	49.008
6 Andy Spencer	2410	6 17 - Craig Nash	49.118
7 11 - Bob Moss	2372	7 15 - Chris Cleaver	49.293
8 Dwain Wilson	2369	8 Jack Bebbington	49.759
9 17 - Craig Nash	2313	9 12 - Mo Mohamed	49.879
10 09 - Mitchell Taylor	2227	10 08 - Kevin Taylor	49.916
11 Dave Dehal	2169	11 07 - Pawel Winia...	50.088
12 Sam De Silva	2127	12 rich templeman	50.103

Heat Results							
Heat Type Open - Race 8min - INTL							
Win By Position							
Date 06/08/2017 15:19							
Winner 11 - Bob Moss							
Heat Winner:		Racer11 - Bob Moss					
		Best Lap49.008	# of Laps 10	Gap from Leader -	Average Lap 50.399		
		ProSkill SCORE 2372	This Round +/-	40			
2nd Place:		Racer17 - Craig Nash					
		Best Lap49.118	# of Laps 10	Gap from Leader 1.960	Average Lap 50.688		
		ProSkill SCORE 2313	This Round +/-	2			
3rd Place:		Racer13 - Sam Knowles					
		Best Lap49.267	# of Laps 10	Gap from Leader 7.005	Average Lap 51.159		
		ProSkill SCORE 1740	This Round +/-	15			
Position	Racer	Best Lap	Gap from Leader	# of Laps	Average Lap	ProSkill	
4	<u>02 - Michael S...</u>	50.307	7.600	10	51.307	1231	
5	<u>08 - Kevin Tay...</u>	50.398	13.787	10	51.886	1221	
6	<u>04 - Stephen R...</u>	51.22	18.625	10	52.472	1066	
7	<u>16 - Rob Evans</u>	51.631	26.838	10	53.045	1121	
8	<u>05 - Cailean G...</u>	51.523	35.092	10	54.151	1092	
Lap Times by Racer							
11 - Bob Moss (Penalties: 0)	17 - Craig Nash (Penalties: 0)	04 - Stephen R... (Penalties: 0)	08 - Kevin Tay... (Penalties: 0)	13 - Sam Knowles (Penalties: 0)	02 - Michael S... (Penalties: 0)	05 - Cailean G... (Penalties: 0)	16 - Rob Evans (Penalties: 0)
1 55.625 [4]	1 57.912 [5]	1 56.845 [2]	1 56.492 [3]	1 58.201 [7]	1 55.132 [1]	1 59.824 [6]	1 57.977 [8]
2 52.628 [5]	2 50.934 [3]	2 53.226 [4]	2 52.062 [2]	2 51.117 [6]	2 51.642 [1]	2 56.223 [8]	2 54.737 [7]
3				3			3

11 - Bob Moss	17 - Craig Nash	04 - Stephen R...	08 - Kevin Tay...	13 - Sam Knowles	02 - Michael S...	05 - Cailean G...	16 - Rob Evans
51.135 [4]	3 50.972	3 53.149	3 51.088	52.323 [5]	3 50.815	3 53.433	53.596 [7]
4 49.132 [2]	3 50.972 [3]	3 53.149 [6]	3 51.088 [2]	4 50.357 [5]	3 50.815 [1]	3 53.433 [8]	4 53.391 [7]
5 49.469 [2]	4 50.763 [3]	4 52.237 [6]	4 51.804 [4]	5 50.276 [5]	4 50.798 [1]	4 54.217 [8]	5 51.751 [7]
6 49.659 [1]	5 49.48 [3]	5 51.668 [6]	5 50.954 [4]	6 50.065 [4]	5 50.657 [1]	5 54.108 [8]	6 51.776 [7]
7 49.296 [1]	6 49.448 [3]	6 51.765 [6]	6 51.451 [5]	7 49.388 [4]	6 50.881 [2]	6 53.29 [8]	7 51.631 [7]
8 49.008 [1]	7 49.651 [2]	7 51.49 [6]	7 50.398 [5]	8 49.267 [4]	7 50.961 [3]	7 52.47 [8]	8 51.648 [7]
9 49.02 [1]	8 49.118 [2]	8 51.22 [6]	8 51.968 [5]	9 50.253 [3]	8 50.307 [3]	8 53.511 [8]	9 51.869 [7]
10 49.016 [1]	9 49.187 [2]	9 51.266 [6]	9 51.047 [5]	10 50.347 [3]	9 50.96 [4]	9 52.915 [8]	10 52.074 [7]
	10 49.414 [2]	10 51.857 [6]	10 51.599 [5]		10 50.919 [4]	10 51.523 [8]	

14:30 - Open League R7

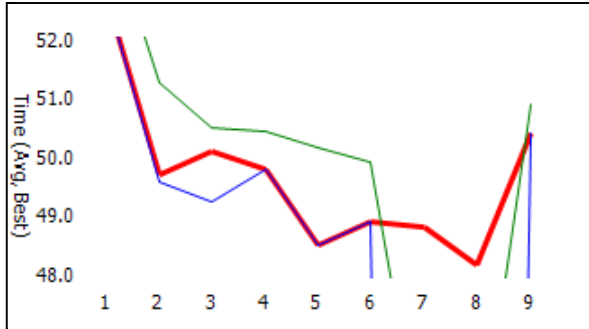
01 - Elviss Zutis

1st Place

Award: 7 time(s) best of the week., 34 time(s) best of the day. **ProSkill** 3347 Ranked 1 of 43942 (100.00 %) Racer since: 06/11/2015. 51st visit, 176th race

Laptimes (Open - Race 8min - INTL) 06/08/2017 15:29 Heat #: 62

Position (By Position)



01-52.858 02-49.733 03-50.125 04-49.843 05-48.531
 06-48.939 07-48.833 08-48.191 09-50.449

Birmingham Wheels

Pos	Racer	#Lap	Avg.	Gap	ProSkill
1	01 - Elviss Zu...	9	49.722	-	3347 (+29)
*2	03 - Michael T...	8	37.710	1L	2678 (-170)
*3	15 - Chris Cle...	9	50.174	4.786	1820 (+89)
*4	09 - Mitchell ...	9	50.183	5.012	2252 (+25)
*5	07 - Pawel Win...	9	50.624	10.248	1586 (+45)
*6	14 - Simeon Br...	9	51.143	13.287	1204 (+43)
*7	12 - Mo Mohamed	9	51.606	18.228	1346 (+16)
*8	06 - David Bro...	9	52.279	23.544	1438 (-13)
*9	10 - Sam Gibson	9	52.059	23.735	1219 (-19)

*Results Edited

Top ProSkill. Overall	ProSkill	Best of The Week	Time
1 01 - Elviss Zutis	3347	1 01 - Elviss Zutis	48.191
2 Louis Dymond	3040	2 03 - Michael Tar...	48.351
3 Darelle Wilson	2923	3 09 - Mitchell Ta...	48.835
4 03 - Michael Tarrant	2678	4 13 - Sam Knowles	48.837
5 Chris King	2437	5 11 - Bob Moss	49.008
6 Andy Spencer	2410	6 17 - Craig Nash	49.118
7 11 - Bob Moss	2372	7 15 - Chris Cleaver	49.293
8 Dwain Wilson	2369	8 Jack Bebbington	49.759
9 17 - Craig Nash	2313	9 07 - Pawel Winia...	49.860
10 09 - Mitchell Taylor	2252	10 12 - Mo Mohamed	49.879
11 Dave Dehal	2169	11 08 - Kevin Taylor	49.916
12 Sam De Silva	2127	12 rich templeman	50.103

Heat Results									
Heat Type Open - Race 8min - INTL									
Win By Position									
Date 06/08/2017 15:29									
Winner 01 - Elviss Zu...									
Heat Winner:		Racer01 - Elviss Zu...							
		Best Lap48.191	# of Laps 9	Gap from Leader -	Average Lap 49.722				
		ProSkill SCORE 3347	This Round +/-		29				
2nd Place:		Racer03 - Michael T...							
		Best Lap0	# of Laps 8	Gap from Leader 1L	Average Lap 37.71				
		ProSkill SCORE 2678	This Round +/-		-170				
3rd Place:		Racer15 - Chris Cle...							
		Best Lap49.295	# of Laps 9	Gap from Leader 4.786	Average Lap 50.174				
		ProSkill SCORE 1820	This Round +/-		89				
Position	Racer	Best Lap	Gap from Leader	# of Laps	Average Lap	ProSkill			
4	09 - Mitchell ...	49.186	5.012	9	50.183	2252			
5	07 - Pawel Win...	49.86	10.248	9	50.624	1586			
6	14 - Simeon Br...	50.24	13.287	9	51.143	1204			
7	12 - Mo Mohamed	50.292	18.228	9	51.606	1346			
8	06 - David Bro...	51.067	23.544	9	52.279	1438			
9	10 - Sam Gibson	50.735	23.735	9	52.059	1219			
Lap Times by Racer									
	12 - Mo Mohamed (Penalties: 0)	03 - Michael T... (Penalties: 0)	01 - Elviss Zu... (Penalties: 0)	09 - Mitchell ... (Penalties: 0)	15 - Chris Cle... (Penalties: 0)	06 - David Bro... (Penalties: 0)	07 - Pawel Win... (Penalties: 0)	10 - Sam Gibson (Penalties: 0)	14 - Simeon Br... (Penalties: 0)
1	55.182 [7]	53.338 [1]	52.858 [2]	53.987 [4]	53.455 [3]	56.385 [9]	53.236 [5]	54.025 [8]	55.128 [6]
2	53.88 [7]	49.857 [1]	49.733 [2]	49.606 [4]	49.864 [3]	54.085 [9]	49.86 [5]	54.04 [8]	50.818 [6]
3	50.817 [7]	50.165 [1]	50.125 [2]	49.263 [4]	49.424 [3]	51.377 [8]	50.576 [5]	51.895 [9]	51.312 [6]
4	50.292 [7]	50.319 [2]	49.843 [1]	49.843 [4]	50.081 [3]	51.597 [8]	50.027 [5]	51.823 [9]	50.544 [6]
5	50.798 [7]	48.93 [2]	48.531 [1]	50.217 [4]	49.927 [3]	51.067 [8]	50.181 [5]	52.01 [9]	50.24 [6]
6	50.412 [7]	49.067 [2]	48.939 [1]	49.186 [4]	49.295 [3]	51.439 [8]	50.181 [5]	50.735 [9]	50.336 [6]
7	51.446 [7]	0 [1]	48.833 [2]	49.467 [4]	49.338 [3]	51.281 [8]	50.441 [5]	51.171 [9]	50.654 [6]
8	51.04 [7]	0 [1]	48.191 [2]	49.449 [4]	49.539 [3]	51.228 [8]	50.181 [5]	51.079 [9]	50.697 [6]
9			48.191 [2]	50.63 [3]					

12 - Mo Mohamed 50.591 [6]	01 - Elviss Zu... 9 50.449 [1]	15 - Chris Cle... 9 50.646 [2]	06 - David Bro... 9 52.052 [7]	07 - Pawel Win... 9 50.936 [4]	10 - Sam Gibson 51.754 [8]	14 - Simeon Br... 9 50.557 [5]
---	---	---	---	---	---	---

Notes

Heat 6

3 – Michael Tarrant awarded second place after breaking down with a broken fuel pump caused by contact damage.

Point Results

No.	Driver	r1	r2	r3	Best Lap	Total
11	Bob Moss	30	18	30	49.008	78
1	Elviss Zutis	30	16	30	48.191	76
13	Sam Knowles	25	30	21	48.837	76
17	Craig Nash	21	30	25	49.118	76
3	Michael Tarrant	25	25	25	48.351	75
15	Chris Cleaver	21	21	21	49.293	63
9	Mitchell Taylor	18	25	18	48.835	61
2	Michael Stanley	15	21	18	50.279	54
7	Pawel Winiarski	16	18	16	49.860	50
6	David Broadway	18	14	13	50.452	45
12	Mo Mohamed	15	15	14	49.879	44
10	Sam Gibson	16	16	12	50.731	44
8	Kevin Taylor	14	13	16	49.916	43
14	Simeon Bright	14	14	15	50.240	43
16	Rob Evans	12	15	14	50.747	41
4	Stephen Rodgers	13	12	15	51.220	40
5	Cailean Gibson	13	13	13	51.523	39

Speedway Finals Line Up

B Final

1)	7	Pawel Winiarski
2)	6	David Broadway
3)	12	Mo Mohamed
4)	10	Sam Gibson
5)	8	Kevin Taylor
6)	14	Simeon Bright
7)	16	Rob Evans
8)	4	Stephen Rodgers
9)	5	Cailean Gibson

A Final

1)	11	Bob Moss
2)	1	Elviss Zutis
3)	13	Sam Knowles
4)	17	Craig Nash
5)	3	Michael Tarrant
6)	15	Chris Cleaver
7)	9	Mitchell Taylor
8)	2	Michael Stanley
9)	--	+ winner of B Final

14:30 - Open League R7

06 - David Broadway

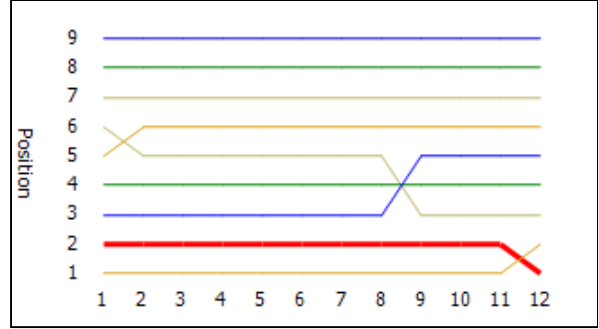
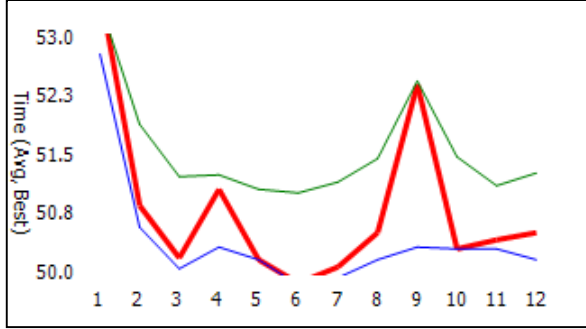
1st Place

ProSkill 1465 Ranked 515 of 43942 (98.83 %)
 Racer since: 06/06/2017. 5th visit, 13th race

Laptimes (Open - SprzFin - INTL) 06/08/2017 15:59

Heat #: 65

Position (By Position)



01-53.624 02-50.865 03-50.213
 07-50.084 08-50.534 09-52.411

04-51.075 05-50.180 **06-49.870**
 10-50.312 11-50.436 12-50.533

Birmingham Wheels

Pos	Racer	#Lap	Avg.	Gap	ProSkill
1	06 - David Bro...	12	50.845	-	1465 (+76)
2	07 - Pawel Win...	12	50.900	0.213	1677 (+31)
3	08 - Kevin Tay...	12	50.651	0.409	1327 (+41)
4	10 - Sam Gibson	12	50.803	0.921	1286 (+22)
5	12 - Mo Mohamed	12	50.891	1.740	1282 (-2)
6	14 - Simeon Br...	12	51.046	4.972	1213 (-17)
7	04 - Stephen R...	12	51.964	17.225	1050 (-16)
8	16 - Rob Evans	12	52.785	27.595	1095 (-41)
9	05 - Cailean G...	12	54.366	46.880	988 (-49)

Top ProSkill. Overall	ProSkill	Best of The Week	Time
1 01 - Elviss Zutis	3381	1 01 - Elviss Zutis	48.119
2 Louis Dymond	3040	2 03 - Michael Tar...	48.351
3 Darelle Wilson	2923	3 09 - Mitchell Ta...	48.586
4 03 - Michael Tarrant	2608	4 13 - Sam Knowles	48.837
5 11 - Bob Moss	2453	5 17 - Craig Nash	48.891
6 Chris King	2437	6 15 - Chris Cleaver	48.911
7 Andy Spencer	2410	7 11 - Bob Moss	48.991
8 Dwain Wilson	2369	8 Jack Bebbington	49.759
9 17 - Craig Nash	2360	9 07 - Pawel Winia...	49.860
10 09 - Mitchell Taylor	2268	10 12 - Mo Mohamed	49.866
11 Dave Dehal	2169	11 06 - David Broad...	49.870
12 Sam De Silva	2127	12 08 - Kevin Taylor	49.916

Heat Results						
Heat Type Open - SprzFin - INTL						
Win By Position						
Date 06/08/2017 15:59						
Winner 06 - David Bro...						
Heat Winner:		Racer06 - David Bro...				
		Best Lap49.87	# of Laps 12	Gap from Leader -	Average Lap 50.845	
		ProSkill SCORE 1465	This Round +/-		76	
2nd Place:		Racer07 - Pawel Win...				
		Best Lap50.191	# of Laps 12	Gap from Leader 0.213	Average Lap 50.9	
		ProSkill SCORE 1677	This Round +/-		31	
3rd Place:		Racer08 - Kevin Tay...				
		Best Lap49.958	# of Laps 12	Gap from Leader 0.409	Average Lap 50.651	
		ProSkill SCORE 1327	This Round +/-		41	
Position	Racer	Best Lap	Gap from Leader	# of Laps	Average Lap	ProSkill
4	<u>10 - Sam Gibson</u>	49.941	0.921	12	50.803	1286
5	<u>12 - Mo Mohamed</u>	49.866	1.740	12	50.891	1282
6	<u>14 - Simeon Br...</u>	50.073	4.972	12	51.046	1213
7	<u>04 - Stephen R...</u>	51.497	17.225	12	51.964	1050
8	<u>16 - Rob Evans</u>	51.523	27.595	12	52.785	1095
9	<u>05 - Cailean G...</u>	52.792	46.880	12	54.366	988

Lap Times by Racer

	12 - Mo Mohamed (Penalties: 0)	04 - Stephen R... (Penalties: 0)	08 - Kevin Tay... (Penalties: 0)	06 - David Bro... (Penalties: 0)	07 - Pawel Win... (Penalties: 0)	05 - Cailean G... (Penalties: 0)	10 - Sam Gibson (Penalties: 0)	14 - Simeon Br... (Penalties: 0)	16 - Rob Evans (Penalties: 0)
1	52.873 [3]	1 53.184 [7]	1 53.22 [6]	1 53.624 [2]	1 53.677 [1]	1 55.068 [9]	1 53.766 [4]	1 52.805 [5]	1 52.93 [8]
2	51.146 [3]	2 51.819 [7]	2 50.953 [5]	2 50.865 [2]	2 50.591 [1]	2 55.835 [9]	2 51.119 [4]	2 52.206 [6]	2 52.569 [8]
3	50.754 [3]	3 51.827 [7]	3 50.357 [5]	3 50.213 [2]	3 50.353 [1]	3 53.746 [9]	3 50.066 [4]	3 51.842 [6]	3 51.925 [8]
4	50.371 [3]	4 51.927 [7]	4 50.34 [5]	4 51.075 [2]	4 50.34 [1]	4 53.625 [9]	4 50.599 [4]	4 50.583 [6]	4 52.631 [8]
5	50.321 [3]	5 51.497 [7]	5 50.433 [5]	5 50.18 [2]	5 50.277 [1]	5 54.356 [9]	5 50.465 [4]	5 50.626 [6]	5 51.523 [8]
6	49.866 [3]	6 51.719 [7]	6 50.425 [5]	6 49.87 [2]	6 50.191 [1]	6 55.052 [9]	6 49.941 [4]	6 50.073 [6]	6 52.188 [8]
7	50.194 [3]	7 51.646 [7]	7 49.958 [5]	7 50.084 [2]	7 50.448 [1]	7 54.608 [9]	7 50.242 [4]	7 50.705 [6]	7 52.66 [8]
8	50.624 [3]	8 51.846 [7]	8 50.516 [5]	8 50.534 [2]	8 50.82 [1]	8 54.555 [9]	8 50.192 [4]	8 50.428 [6]	8 53.781 [8]
9							9		

	12 - Mo Mohamed	04 - Stephen R...	08 - Kevin Tay...	06 - David Bro...	07 - Pawel Win...	05 - Cailean G...	10 - Sam Gibson	14 - Simeon Br...	16 - Rob Evans
	53.678						51.903		54.101
	[5]	9 52.069	9 50.353	9 52.411	9 51.801	9 54.967	[4]	9 50.832	[8]
		[7]	[3]	[2]	[1]	[9]		[6]	
10	50.322	10 52.031	10 50.491	10 50.312	10 50.744	10 53.934	10 50.665	10 50.467	10 54.561
	[5]	[7]	[3]	[2]	[1]	[9]	[4]	[6]	[8]
11	50.346	11 51.909	11 50.394	11 50.436	11 50.323	11 52.792	11 50.49	11 50.434	11 52.963
	[5]	[7]	[3]	[2]	[1]	[9]	[4]	[6]	[8]
12	50.192	12 52.098	12 50.367	12 50.533	12 51.234	12 53.852	12 50.189	12 51.549	12 51.591
	[5]	[7]	[3]	[1]	[2]	[9]	[4]	[6]	[8]

14:30 - Open League R7

01 - Elviss Zutis

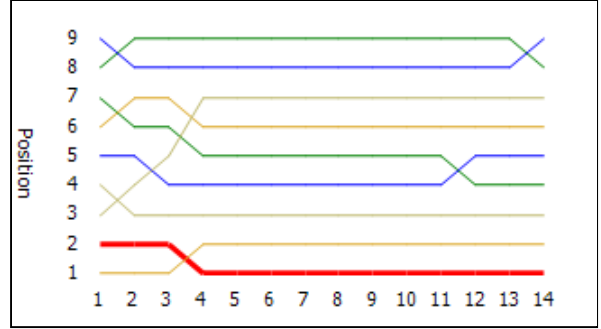
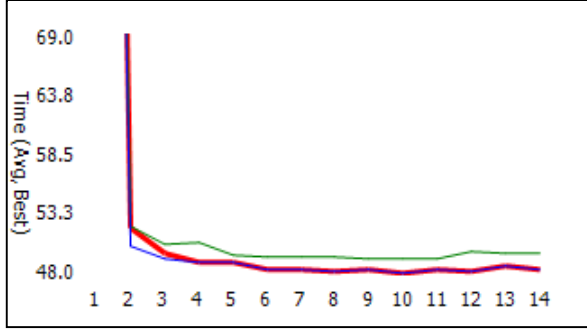
1st Place

Award: 7 time(s) best of the week., 34 time(s) best of the day. **ProSkill** 3381 Ranked 1 of 43942 (100.00 %)
 Racer since: 06/11/2015. 51st visit, 177th race

Laptimes (Open - SprzFin - INTL) 06/08/2017 16:09

Heat #: 66

Position (By Position)



01-227.451 02-52.162 03-49.877 04-49.098
 08-48.264 09-48.332 **10-48.119** 11-48.340

05-48.990 06-48.394 07-48.429
 12-48.141 13-48.718 14-48.412

Birmingham Wheels

Pos	Racer	#Lap	Avg.	Gap	ProSkill
1	01 - Elviss Zu...	14	61.623	-	3381 (+34)
2	11 - Bob Moss	14	62.437	8.876	2453 (+81)
3	17 - Craig Nash	14	61.861	9.657	2360 (+47)
4	09 - Mitchell ...	14	60.592	9.778	2268 (+16)
5	03 - Michael T...	14	61.713	9.988	2608 (-70)
6	15 - Chris Cle...	14	60.843	11.277	1819 (-1)
7	13 - Sam Knowles	14	62.375	13.726	1720 (-20)
8	02 - Michael S...	14	62.573	43.035	1229 (-2)
9	06 - David Bro...	14	62.344	43.089	1425 (-40)

Top ProSkill. Overall	ProSkill	Best of The Week	Time
1 01 - Elviss Zutis	3381	1 01 - Elviss Zutis	48.119
2 Louis Dymond	3040	2 03 - Michael Tar...	48.351
3 Darelle Wilson	2923	3 09 - Mitchell Ta...	48.586
4 03 - Michael Tarrant	2608	4 13 - Sam Knowles	48.837
5 11 - Bob Moss	2453	5 17 - Craig Nash	48.891
6 Chris King	2437	6 15 - Chris Cleaver	48.911
7 Andy Spencer	2410	7 11 - Bob Moss	48.991
8 Dwain Wilson	2369	8 Jack Bebbington	49.759
9 17 - Craig Nash	2360	9 07 - Pawel Winia...	49.860
10 09 - Mitchell Taylor	2268	10 12 - Mo Mohamed	49.866
11 Dave Dehal	2169	11 06 - David Broad...	49.870
12 Sam De Silva	2127	12 08 - Kevin Taylor	49.916

Heat Results						
Heat Type Open - SprzFin - INTL						
Win By Position						
Date 06/08/2017 16:09						
Winner 01 - Elviss Zu...						
Heat Winner:		Racer01 - Elviss Zu...				
		Best Lap48.119	# of Laps 14	Gap from Leader -	Average Lap 61.623	
		ProSkill SCORE 3381	This Round +/-		34	
2nd Place:		Racer11 - Bob Moss				
		Best Lap48.991	# of Laps 14	Gap from Leader 8.876	Average Lap 62.437	
		ProSkill SCORE 2453	This Round +/-		81	
3rd Place:		Racer17 - Craig Nash				
		Best Lap48.891	# of Laps 14	Gap from Leader 9.657	Average Lap 61.861	
		ProSkill SCORE 2360	This Round +/-		47	
Position	Racer	Best Lap	Gap from Leader	# of Laps	Average Lap	ProSkill
4	09 - Mitchell ...	48.586	9.778	14	60.592	2268
5	03 - Michael T...	48.933	9.988	14	61.713	2608
6	15 - Chris Cle...	48.911	11.277	14	60.843	1819
7	13 - Sam Knowles	48.998	13.726	14	62.375	1720
8	02 - Michael S...	50.484	43.035	14	62.573	1229
9	06 - David Bro...	50.999	43.089	14	62.344	1425

Lap Times by Racer

	11 - Bob Moss	17 - Craig Nash	03 - Michael T...	01 - Elviss Zu...	09 - Mitchell ...	13 - Sam Knowles	15 - Chris Cle...	02 - Michael S...	06 - David Bro...
(Penalties: 0)	(Penalties: 0)	(Penalties: 0)	(Penalties: 0)	(Penalties: 0)	(Penalties: 0)	(Penalties: 0)	(Penalties: 0)	(Penalties: 0)	(Penalties: 0)
1	229.425 [1]	222.342 [4]	220.956 [5]	227.451 [2]	206.56 [7]	225.32 [3]	207.566 [6]	201.338 [8]	198.768 [9]
2	52.398 [1]	51.361 [3]	51.2 [5]	52.162 [2]	50.538 [6]	51.97 [4]	52.114 [7]	56.698 [9]	52.476 [8]
3	50.16 [1]	50.196 [3]	49.637 [4]	49.877 [2]	49.532 [6]	50.177 [5]	49.28 [7]	52.427 [9]	54.283 [8]
4	49.927 [2]	49.376 [3]	49.448 [4]	49.098 [1]	51.746 [5]	52.705 [7]	51.817 [6]	51.943 [9]	51.428 [8]
5	49.052 [2]	49.29 [3]	49.464 [4]	48.99 [1]	49.394 [5]	49.814 [7]	49.183 [6]	51.221 [9]	50.999 [8]
6	49.062 [2]	49.248 [3]	49.414 [4]	48.394 [1]	48.968 [5]	48.998 [7]	49.202 [6]	50.83 [9]	51.178 [8]
7	49.116 [2]	48.891 [3]	49.336 [4]	48.429 [1]	48.91 [5]	49.129 [7]	49.073 [6]	51.42 [9]	51.236 [8]
8	49.284 [2]	49.069 [3]	49.318 [4]	48.264 [1]	48.937 [5]	49.151 [7]	49.144 [6]	51.382 [9]	51.224 [8]
9	48.991 [2]	49.54 [3]	49.267 [4]	48.332 [1]	48.586 [5]	49.162 [7]	48.913 [6]	50.571 [9]	51.161 [8]
10									

	11 - Bob Moss	17 - Craig Nash	03 - Michael T...	01 - Elviss Zu...	09 - Mitchell ...	13 - Sam Knowles	15 - Chris Cle...	02 - Michael S...	06 - David Bro...
	49.159 [2]	10 48.934	49.073	10 48.119	48.768 [5]	49.284 [7]	49.184 [6]	10 50.682	10 51.251
11	49.355 [2]	[3] 11 49.041	[4] 11 48.933	[1] 11 48.34	11 48.991 [5]	11 49.132 [7]	11 49.136 [6]	[9] 11 50.484	[8] 11 51.251
12	49.048 [2]	[3] 12 49.298	[4] 12 49.56	[1] 12 48.141	12 48.966 [4]	12 49.672 [7]	12 48.911 [6]	[9] 12 53.37	[8] 12 53.455
13	49.548 [2]	[3] 13 49.732	[5] 13 49.302	[1] 13 48.718	13 49.009 [4]	13 49.628 [7]	13 49.109 [6]	[9] 13 51.983	[8] 13 51.627
14	49.598 [2]	[3] 14 49.734	[5] 14 49.076	[1] 14 48.412	14 49.378 [4]	14 49.107 [7]	14 49.174 [6]	[9] 14 51.674	[8] 14 52.475
		[3]	[5]	[1]				[8]	[9]

Notes

Final A

- 11 - Bob Moss promoted to 1st position for loosing place through contact.
- 1 - Elviss Zutis demoted to 2nd position for advantage by contact on lap 3.

- 1 - Elviss Zutis sets new fastest lap of 48.119 (track record).

Final Results

No.	Driver	BestLap	Lg Pts
11	Bob Moss	48.991	30
1	Elviss Zutis	48.119	25
17	Craig Nash	48.891	21
9	Mitchell Taylor	48.586	18
3	Michael Tarrant	48.351	16
15	Chris Cleaver	48.911	15
13	Sam Knowles	48.837	14
2	Michael Stanley	50.279	13
6	David Broadway	49.870	12
7	Pawel Winiarski	49.860	11
8	Kevin Taylor	49.916	10
10	Sam Gibson	49.941	9
12	Mo Mohamed	49.866	8
14	Simeon Bright	50.073	7
4	Stephen Rodgers	51.220	6
16	Rob Evans	50.747	5
5	Cailean Gibson	51.523	4

In Pictures



What a brilliant day for racing! Six extremely close and intensive race heats and even closer finals where Elviss Zutis found himself demoted to 2nd place for contact but also sets a new Track Record of 48.119s.



On the podium:
1 > Bob Moss
2 > Elviss Zutis
3 > Craig Nash



GRAND PRIX KARTING
PRESENT THE



ULTIMATE
OPEN LEAGUE
2017

GRAND PRIX
FINALE

SUNDAY THE 8TH OF OCTOBER 2:30PM

RACE CIRCUIT

INTERNATIONAL / NATIONAL

PROGRAMME OF EVENTS

5 MINUTE PRACTICE

20 MINUTE RACE (RANDOM)

20 MINUTE RACE (REVERSED)

NATIONAL FINAL FOR THE TOP 10

ELITE DRIVERS (NATIONAL CIRCUIT)

MEMBERS PRICE - £50 PER ROUND

PRE-ENTER ALL 8 ROUNDS FOR JUST £340

PRIZES FOR THE TOP 3 HIGHEST POINTS SCORERS*

0121 327 7700 | WWW.GRANDPRIXKARTING.CO.UK

*FROM THEIR BEST 5 RACES