

Round 8

8th October 2017

Grand Prix Finale



14:30 - Open League R8

01 - Elviss Zutis

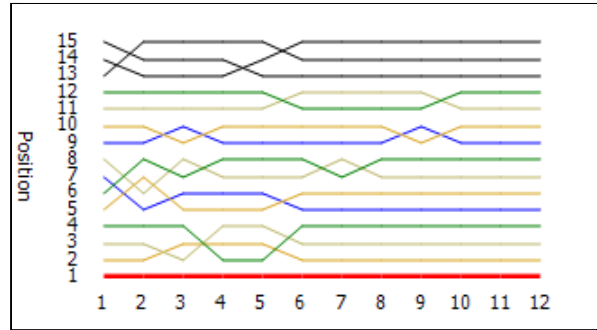
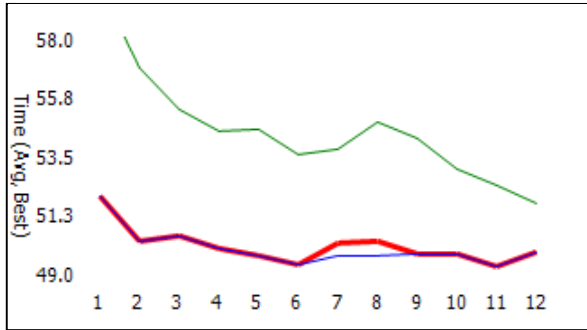
1st Place

Award: 10 time(s) best of the week., 42 time(s) best of the day. **ProSkill** 3678 Ranked 1 of 45004 (100.00 %) Racer since: 06/11/2015. 60th visit, 205th race

Laptimes (Open - Prac 5min - INTL) 08/10/2017 14:31

Heat #: 77

Position (By Best Lap Time)



01-52.102 02-50.356 03-50.607
07-50.278 08-50.367 09-49.899

04-50.102 05-49.830 06-49.495
10-49.891 **11-49.365** 12-49.921

Birmingham Wheels

Pos	Racer	Best Lap	#Lap	Gap	ProSkill
1	01 - Elviss Zu...	49.365	12	-	3678 (+5)
2	10 - Mitchell ...	49.793	11	0.428	2273 (+5)
3	11 - Kevin Tay...	50.138	11	0.773	1332 (+5)
4	09 - Michael T...	50.273	11	0.908	2613 (+5)
5	12 - David Bro...	50.715	11	1.350	1456 (+5)
6	02 - Steve Cla...	51.222	12	1.857	1205 (+5)
7	06 - Jon Boulter	51.265	12	1.900	1254 (+5)
8	13 - Andrew La...	51.409	11	2.044	1205 (+5)
9	08 - Guy Graham	52.219	11	2.854	1205 (+5)
10	14 - James Dem...	52.460	10	3.095	1205 (+5)
11	15 - James Pet...	54.384	10	5.019	1205 (+5)
12	03 - Ryan Adams	54.949	11	5.584	1205 (+5)
13	05 - Jarrad Hu...	57.588	9	8.223	1205 (+5)
14	04 - Daniel Co...	57.643	10	8.278	1205 (+5)
15	07 - Neil Ande...	58.495	10	9.130	1205 (+5)

Top ProSkill. Overall	ProSkill	Best of The Week	Time
1 01 - Elviss Zutis	3678	1 James Ives	48.584
2 Louis Dymond	3040	2 01 - Elviss Zutis	49.365
3 Darelle Wilson	2923	3 10 - Mitchell Ta...	49.793
4 09 - Michael Tarrant	2613	4 11 - Kevin Taylor	50.138
5 26 - Bob Moss	2453	5 09 - Michael Tar...	50.273
6 Chris King	2437	6 Chris Bennett	50.410
7 Andy Spencer	2410	7 12 - David Broad...	50.715
8 Dwain Wilson	2369	8 Francesco Bellavia	50.820
9 21 - Craig Nash	2360	9 Chris Wilson	50.923
10 10 - Mitchell Taylor	2273	10 Josh Finn	50.967
11 Dave Dehal	2169	11 Ben Robbins	51.109
12 Sam De Silva	2127	12 Dave Raybould	51.117

Heat Results						
Heat Type Open - Prac 5min - INTL						
Win By Best Lap						
Date 08/10/2017 14:31						
Winner 01 - Elviss Zu...						
Heat Winner:		Racer01 - Elviss Zu...				
		Best Lap49.365	# of Laps 12	Gap from Leader -	Average Lap 50.01	
2nd Place:		Racer10 - Mitchell ...				
		Best Lap49.793	# of Laps 11	Gap from Leader 0.428	Average Lap 51.345	
3rd Place:		Racer11 - Kevin Tay...				
		Best Lap50.138	# of Laps 11	Gap from Leader 0.773	Average Lap 51.407	
ProSkill SCORE		This Round +/-		5		
ProSkill SCORE		This Round +/-		5		
ProSkill SCORE		This Round +/-		5		
Position	Racer	Best Lap	Gap from Leader	# of Laps	Average Lap	ProSkill
4	09 - Michael T...	50.273	0.908	11	50.767	2613
5	12 - David Bro...	50.715	1.350	11	52.093	1456
6	02 - Steve Cla...	51.222	1.857	12	52.051	1205
7	06 - Jon Boulter	51.265	1.900	12	52.879	1254
8	13 - Andrew La...	51.409	2.044	11	53.447	1205
9	08 - Guy Graham	52.219	2.854	11	53.883	1205
10	14 - James Dem...	52.46	3.095	10	54.258	1205
11	15 - James Pet...	54.384	5.019	10	56.785	1205
12	03 - Ryan Adams	54.949	5.584	11	57.736	1205
13	05 - Jarrad Hu...	57.588	8.223	9	62.829	1205
14	04 - Daniel Co...	57.643	8.278	10	60.938	1205
15	07 - Neil Ande...	58.495	9.130	10	59.984	1205

Lap Times by Racer

09 - Michael T...	01 - Elviss Zu...	10 - Mitchell ...	11 - Kevin Tay...	06 - Jon Boulter	12 - David Bro...	03 - Ryan Adams	02 - Steve Cla...	13 - Andrew La...	15 - James Pet...	14 - James Dem...	04 - Daniel Co...	05 - Jarrad Hu...	07 - Neil Ande...	08 - Guy Graham
(Penalties: 0)	(Penalties: 0)	(Penalties: 0)	(Penalties: 0)	(Penalties: 0)	(Penalties: 0)	(Penalties: 0)	(Penalties: 0)	(Penalties: 0)	(Penalties: 0)	(Penalties: 0)	(Penalties: 0)	(Penalties: 0)	(Penalties: 0)	(Penalties: 0)
1 53.722 [4]	1 52.102 [1]	1 52.466 [2]	1 53.145 [3]	1 55.509 [8]	1 54.842 [7]	1 67.596 [12]	1 53.855 [5]	1 53.997 [6]	1 59.512 [11]	1 56.665 [10]	1 70.84 [13]	1 87.374 [15]	1 73.294 [14]	1 56.623 [9]
2 52.2 [4]	2 50.356 [1]	2 51.716 [2]	2 51.772 [3]	2 52.96 [6]	2 52.605 [5]	2 62.529 [12]	2 53.281 [7]	2 62.381 [8]	2 57.744 [11]	2 57.482 [10]	2 66.784 [15]	2 66.067 [14]	2 62.616 [13]	2 54.927 [9]
3 51.365 [4]	3 50.607 [1]	3 51.153 [3]	3 50.848 [2]	3 55.985 [8]	3 53.246 [6]	3 59.594 [12]	3 51.908 [7]	3 52.664 [7]	3 55.882 [11]	3 54.446 [9]	3 65.255 [15]	3 62.506 [14]	3 60.891 [13]	3 54.68 [10]
4 50.366 [2]	4 50.102 [1]	4 50.37 [3]	4 52.072 [4]	4 52.572 [7]	4 52.402 [6]	4 58.133 [12]	4 51.812 [5]	4 52.891 [8]	4 55.631 [11]	4 55.681 [10]	4 62.845 [15]	4 60.433 [14]	4 59.446 [13]	4 54.342 [9]
5 50.381 [2]	5 49.83 [1]	5 59.108 [3]	5 51.145 [4]	5 52.301 [7]	5 51.921 [6]	5 56.218 [12]	5 52.869 [5]	5 52.474 [8]	5 55.424 [11]	5 54.767 [10]	5 60.615 [15]	5 59.022 [14]	5 60.011 [13]	5 53.667 [9]
6 50.313 [4]	6 49.495 [1]	6 49.92 [2]	6 50.138 [3]	6 53.083 [7]	6 51.675 [5]	6 54.949 [11]	6 52.424 [6]	6 52.381 [8]	6 56.944 [12]	6 53.121 [10]	6 59.352 [15]	6 59.022 [14]	6 59.664 [13]	6 52.97 [9]
7 50.273 [4]	7 50.278 [1]	7 49.793 [2]	7 50.86 [3]	7 51.928 [7]	7 50.715 [5]	7 56.05 [11]	7 51.222 [6]	7 51.616 [7]	7 61.153 [12]	7 54.336 [10]	7 60.037 [15]	7 57.588 [13]	7 60.347 [14]	7 52.728 [9]
8 50.637 [4]	8 50.367 [1]	8 49.838 [2]	8 51.982 [3]	8 51.605 [7]	8 50.76 [5]	8 55.346 [11]	8 52.048 [6]	8 51.935 [8]	8 58.087 [12]	8 53.253 [10]	8 57.643 [15]	8 79.457 [13]	8 58.495 [14]	8 52.578 [9]
9 50.679 [4]	9 49.899 [1]	9 51.732 [2]	9 53.933 [3]	9 51.265 [7]	9 53.317 [5]	9 61.317 [11]	9 51.39 [6]	9 51.409 [8]	9 55.813 [12]	9 52.46 [10]	9 58.052 [15]	9 59.039 [13]	9 59.106 [14]	9 54.999 [9]
10 50.913 [4]	10 49.891 [1]	10 49.934 [2]	10 50.363 [3]	10 53.977 [7]	10 50.998 [5]	10 55.421 [11]	10 52.874 [6]	10 52.587 [8]	10 54.384 [12]	10 52.774 [10]	10 57.855 [15]	10 59.039 [13]	10 59.282 [14]	10 52.219 [9]
11 50.542 [4]	11 49.365 [1]	11 49.885 [2]	11 50.959 [3]	11 51.784 [7]	11 53.288 [5]	11 57.803 [11]	11 51.476 [6]	11 54.129 [8]	11 55.813 [12]	11 52.46 [10]	11 58.052 [15]	11 59.039 [13]	11 59.282 [14]	11 55.717 [9]
12 49.921 [1]	12 49.921 [1]	12 49.921 [2]	12 49.921 [3]	12 54.205 [7]	12 54.205 [5]	12 54.205 [11]	12 51.255 [6]	12 51.255 [8]	12 51.255 [12]	12 51.255 [10]	12 51.255 [15]	12 51.255 [13]	12 51.255 [14]	12 51.255 [9]

14:30 - Open League R8

21 - Craig Nash

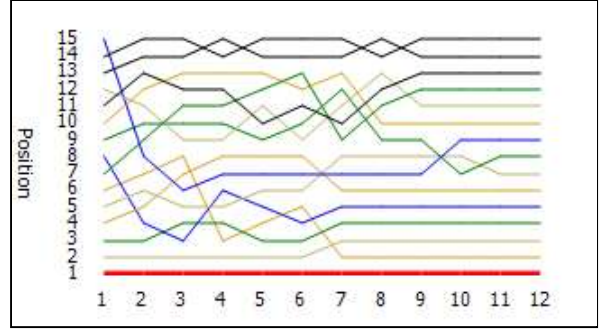
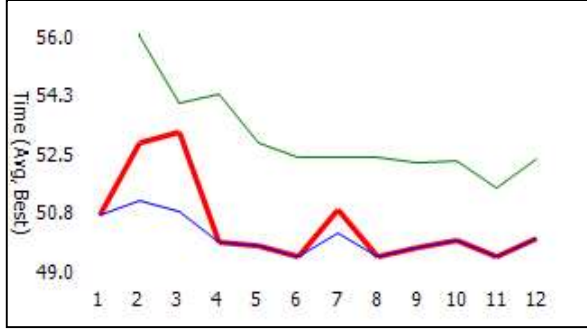
1st Place

ProSkill 2365 Ranked 9 of 45004 (99.98 %)
 Racer since: 23/08/2012. 16th visit, 58th race

Laptimes (Open - Prac 5min - INTL) 08/10/2017 14:39

Heat #: 78

Position (By Best Lap Time)



01-50.737 02-52.910 03-53.203
 07-50.902 08-49.497 09-49.800

04-49.954 05-49.817 06-49.537
 10-49.978 **11-49.485** 12-50.070

Birmingham Wheels

Pos	Racer	Best Lap	#Lap	Gap	ProSkill
1	21 - Craig Nash	49.485	12	-	2365 (+5)
2	26 - Bob Moss	49.822	11	0.337	2458 (+5)
3	24 - Chris Cle...	49.910	12	0.425	1824 (+5)
4	19 - Sam Knowles	50.210	12	0.725	1725 (+5)
5	27 - Hassen Za...	50.575	11	1.090	1826 (+5)
6	20 - Michael S...	51.400	11	1.915	1234 (+5)
7	16 - Jason Dim...	51.436	12	1.951	1463 (+5)
8	23 - Stuart Cl...	51.496	11	2.011	1248 (+5)
9	22 - Kyle Storar	51.680	9	2.195	1205 (+5)
10	17 - Gary Lock...	52.268	10	2.783	1239 (+5)
11	28 - Trevor Ro...	52.272	11	2.787	1205 (+5)
12	25 - Craig New...	52.355	11	2.870	1133 (+5)
13	18 - Matty Dem...	52.366	11	2.881	1205 (+5)
14	29 - George Ro...	54.182	10	4.697	1205 (+5)
15	30 - Reegan Ha...	54.808	10	5.323	1205 (+5)

Top ProSkill. Overall	ProSkill	Best of The Week	Time
1 01 - Elviss Zutis	3678	1 James Ives	48.584
2 Louis Dymond	3040	2 01 - Elviss Zutis	49.365
3 Darelle Wilson	2923	3 21 - Craig Nash	49.485
4 09 - Michael Tarrant	2613	4 10 - Mitchell Ta...	49.793
5 26 - Bob Moss	2458	5 26 - Bob Moss	49.822
6 Chris King	2437	6 24 - Chris Cleaver	49.910
7 Andy Spencer	2410	7 11 - Kevin Taylor	50.138
8 Dwain Wilson	2369	8 19 - Sam Knowles	50.210
9 21 - Craig Nash	2365	9 09 - Michael Tar...	50.273
10 10 - Mitchell Taylor	2273	10 Chris Bennett	50.410
11 Dave Dehal	2169	11 27 - Hassen Zalz...	50.575
12 Sam De Silva	2127	12 12 - David Broad...	50.715

Heat Results																																																																																																	
Heat Type Open - Prac 5min - INTL																																																																																																	
Win By Best Lap																																																																																																	
Date 08/10/2017 14:39																																																																																																	
Winner 21 - Craig Nash																																																																																																	
Heat Winner:		Racer21 - Craig Nash																																																																																															
		Best Lap49.485	# of Laps 12	Gap from Leader -	Average Lap 50.468																																																																																												
2nd Place:		Racer26 - Bob Moss																																																																																															
		Best Lap49.822	# of Laps 11	Gap from Leader 0.337	Average Lap 51.269																																																																																												
3rd Place:		Racer24 - Chris Cle...																																																																																															
		Best Lap49.91	# of Laps 12	Gap from Leader 0.425	Average Lap 50.814																																																																																												
<table border="1"> <thead> <tr> <th>Position</th> <th>Racer</th> <th>Best Lap</th> <th>Gap from Leader</th> <th># of Laps</th> <th>Average Lap</th> <th>ProSkill</th> </tr> </thead> <tbody> <tr><td>4</td><td>19 - Sam Knowles</td><td>50.21</td><td>0.725</td><td>12</td><td>52.203</td><td>1725</td></tr> <tr><td>5</td><td>27 - Hassen Za...</td><td>50.575</td><td>1.090</td><td>11</td><td>51.661</td><td>1826</td></tr> <tr><td>6</td><td>20 - Michael S...</td><td>51.4</td><td>1.915</td><td>11</td><td>53.428</td><td>1234</td></tr> <tr><td>7</td><td>16 - Jason Dim...</td><td>51.436</td><td>1.951</td><td>12</td><td>52.627</td><td>1463</td></tr> <tr><td>8</td><td>23 - Stuart Cl...</td><td>51.496</td><td>2.011</td><td>11</td><td>52.792</td><td>1248</td></tr> <tr><td>9</td><td>22 - Kyle Storer</td><td>51.68</td><td>2.195</td><td>9</td><td>52.857</td><td>1205</td></tr> <tr><td>10</td><td>17 - Gary Lock...</td><td>52.268</td><td>2.783</td><td>10</td><td>55.292</td><td>1239</td></tr> <tr><td>11</td><td>28 - Trevor Ro...</td><td>52.272</td><td>2.787</td><td>11</td><td>53.354</td><td>1205</td></tr> <tr><td>12</td><td>25 - Craig New...</td><td>52.355</td><td>2.870</td><td>11</td><td>53.661</td><td>1133</td></tr> <tr><td>13</td><td>18 - Matty Dem...</td><td>52.366</td><td>2.881</td><td>11</td><td>54.417</td><td>1205</td></tr> <tr><td>14</td><td>29 - George Ro...</td><td>54.182</td><td>4.697</td><td>10</td><td>56.566</td><td>1205</td></tr> <tr><td>15</td><td>30 - Reegan Ha...</td><td>54.808</td><td>5.323</td><td>10</td><td>57.17</td><td>1205</td></tr> </tbody> </table>							Position	Racer	Best Lap	Gap from Leader	# of Laps	Average Lap	ProSkill	4	19 - Sam Knowles	50.21	0.725	12	52.203	1725	5	27 - Hassen Za...	50.575	1.090	11	51.661	1826	6	20 - Michael S...	51.4	1.915	11	53.428	1234	7	16 - Jason Dim...	51.436	1.951	12	52.627	1463	8	23 - Stuart Cl...	51.496	2.011	11	52.792	1248	9	22 - Kyle Storer	51.68	2.195	9	52.857	1205	10	17 - Gary Lock...	52.268	2.783	10	55.292	1239	11	28 - Trevor Ro...	52.272	2.787	11	53.354	1205	12	25 - Craig New...	52.355	2.870	11	53.661	1133	13	18 - Matty Dem...	52.366	2.881	11	54.417	1205	14	29 - George Ro...	54.182	4.697	10	56.566	1205	15	30 - Reegan Ha...	54.808	5.323	10	57.17	1205
Position	Racer	Best Lap	Gap from Leader	# of Laps	Average Lap	ProSkill																																																																																											
4	19 - Sam Knowles	50.21	0.725	12	52.203	1725																																																																																											
5	27 - Hassen Za...	50.575	1.090	11	51.661	1826																																																																																											
6	20 - Michael S...	51.4	1.915	11	53.428	1234																																																																																											
7	16 - Jason Dim...	51.436	1.951	12	52.627	1463																																																																																											
8	23 - Stuart Cl...	51.496	2.011	11	52.792	1248																																																																																											
9	22 - Kyle Storer	51.68	2.195	9	52.857	1205																																																																																											
10	17 - Gary Lock...	52.268	2.783	10	55.292	1239																																																																																											
11	28 - Trevor Ro...	52.272	2.787	11	53.354	1205																																																																																											
12	25 - Craig New...	52.355	2.870	11	53.661	1133																																																																																											
13	18 - Matty Dem...	52.366	2.881	11	54.417	1205																																																																																											
14	29 - George Ro...	54.182	4.697	10	56.566	1205																																																																																											
15	30 - Reegan Ha...	54.808	5.323	10	57.17	1205																																																																																											
Lap Times by Racer																																																																																																	
25 - Craig New...	26 - Bob Moss	21 - Craig Nash	16 - Jason Dim...	19 - Sam Knowles	27 - Hassen Za...	23 - Stuart Cl...	24 - Chris Cle...	20 - Michael S...	22 - Kyle Storer	17 - Gary Lock...	28 - Trevor Ro...	18 - Matty Dem...	29 - George Ro...	30 - Reegan Ha...																																																																																			
(Penalties: 0)	(Penalties: 0)	(Penalties: 0)	(Penalties: 0)	(Penalties: 0)	(Penalties: 0)	(Penalties: 0)	(Penalties: 0)	(Penalties: 0)	(Penalties: 0)	(Penalties: 0)	(Penalties: 0)	(Penalties: 0)	(Penalties: 0)	(Penalties: 0)																																																																																			
1 54.04 [7]	1 53.316 [6]	1 50.737 [1]	1 52.949 [5]	1 52.105 [3]	1 54.415 [8]	1 55.405 [9]	1 52.104 [2]	1 52.599 [4]	1 177.432 [15]	1 55.539 [10]	1 63.433 [12]	1 55.718 [11]	1 75.379 [13]	1 80.973 [14]																																																																																			
2 56.015 [9]	2 53.423 [7]	2 52.91 [1]	2 56.53 [6]	2 57.034 [3]	2 52.171 [4]	2 54.18 [10]	2 51.201 [2]	2 56.473 [5]	2 53.987 [8]	2 59.974 [12]	2 54.847 [11]	2 58.645 [13]	2 59.944 [14]	2 64.089 [15]																																																																																			
3 53.972 [11]	3 52.714 [8]	3 53.203 [1]	3 52.307 [5]	3 55.01 [4]	3 51.918 [3]	3 53.34 [10]	3 50.879 [2]	3 55.671 [7]	3 52.451 [6]	3 56.28 [13]	3 53.156 [9]	3 55.144 [12]	3 57.274 [14]	3 57.666 [15]																																																																																			
4 54.268 [11]	4 51.069 [3]	4 49.954 [1]	4 51.883 [5]	4 51.301 [4]	4 52.943 [6]	4 53.625 [10]	4 52.591 [2]	4 54.716 [8]	4 54.448 [7]	4 62.783 [13]	4 53.019 [9]	4 59.947 [12]	4 56.472 [14]	4 56.273 [15]																																																																																			
5 53.066 [12]	5 51.282 [4]	5 49.817 [1]	5 51.731 [6]	5 50.487 [3]	5 51.562 [5]	5 52.659 [9]	5 50.32 [2]	5 53.863 [8]	5 53.954 [7]	5 54.716 [13]	5 52.704 [11]	5 52.701 [10]	5 55.6 [14]	5 58.836 [15]																																																																																			
6 53.197 [13]	6 52.017 [5]	6 49.537 [1]	6 53.041 [6]	6 50.456 [3]	6 50.575 [4]	6 52.6 [10]	6 50.266 [2]	6 51.898 [8]	6 51.792 [7]	6 52.719 [12]	6 52.53 [9]	6 53.262 [11]	6 57.029 [14]	6 55.939 [15]																																																																																			
7 52.355 [9]	7 50.186 [2]	7 50.902 [1]	7 51.981 [8]	7 50.618 [4]	7 51.938 [5]	7 53.601 [9]	7 50.438 [3]	7 51.4 [6]	7 51.68 [7]	7 53.407 [13]	7 53.285 [11]	7 52.396 [10]	7 56.873 [14]	7 56.316 [15]																																																																																			
8 52.908 [11]	8 51.996 [2]	8 49.497 [1]	8 52.465 [8]	8 50.21 [4]	8 51.393 [5]	8 52.15 [9]	8 50.2 [3]	8 52.861 [6]	8 52.206 [7]	8 52.268 [10]	8 55.506 [13]	8 52.901 [12]	8 55.768 [14]	8 54.808 [15]																																																																																			
9 52.643 [12]	9 50.128 [2]	9 49.8 [1]	9 52.514 [8]	9 52.233 [4]	9 51.209 [5]	9 52.671 [9]	9 50.532 [3]	9 52.66 [6]	9 52.337 [7]	9 52.79 [10]	9 52.272 [11]	9 53.347 [13]	9 54.182 [14]	9 55.344 [15]																																																																																			
10 54.364 [12]	10 50.05 [2]	10 49.978 [1]	10 51.634 [8]	10 52.056 [4]	10 50.916 [5]	10 51.496 [7]	10 50.236 [3]	10 52.536 [6]	10 52.69 [10]	10 53.575 [13]	10 52.366 [11]	10 52.366 [10]	10 55.954 [14]	10 55.255 [15]																																																																																			
11 53.819 [12]	11 49.822 [2]	11 49.485 [1]	11 51.436 [7]	11 50.989 [4]	11 51.984 [5]	11 51.596 [8]	11 49.91 [3]	11 52.206 [6]	11 52.206 [7]	11 52.649 [11]	11 53.461 [13]	11 53.461 [11]	11 53.461 [13]	11 53.461 [13]																																																																																			
12	12	12 50.07 [1]	12 53.377 [7]	12 53.836 [4]	12	12	12 52.382 [3]	12	12	12	12	12	12	12																																																																																			

Group Allocation

No.	Driver	Time	Grp
1	Elviss Zutis	49.365	A
21	Craig Nash	49.485	B
10	Mitchell Taylor	49.793	A
26	Bob Moss	49.822	B
24	Chris Cleaver	49.910	A
11	Kevin Taylor	50.138	B
19	Sam Knowles	50.210	A
9	Michael Tarrant	50.273	B
27	Hassen Zalzala	50.575	A
12	David Broadway	50.715	B
2	Steve Clarke	51.222	B*
6	Jon Boulter	51.265	A*
20	Michael Stanley	51.400	A
13	Andrew Lawton	51.409	B
16	Jason Dimmock	51.436	A
23	Stuart Cleaver	51.496	B
22	Kyle Storer	51.680	A
8	Guy Graham	52.219	B
17	Gary Lockwood	52.268	A
28	Trevor Roberts	52.272	B
25	Craig Newman	52.355	B*
18	Matty Dempster	52.366	B
14	James Dempster	52.460	A
29	George Roberts	54.182	B
15	James Pether	54.384	B*
30	Reegan Hardy	54.808	B
3	Ryan Adams	54.949	A
5	Jarrad Hunt-King	57.588	A*
4	Daniel Cockerill	57.643	A
7	Neil Anderson	58.495	A*

* Group allocation manually edited to allow some non-league groups of friends to race together in same heats.

Race Grids

	<u>Grp A - r1</u>	<u>Grp B - r1</u>	<u>Grp A - r2</u>	<u>Grp B - r2</u>
1 >	20	8	3	25
2 >	24	26	16	15
3 >	4	29	14	13
4 >	5	21	10	18
5 >	1	23	6	9
6 >	27	12	17	28
7 >	22	11	19	2
8 >	7	30	7	30
9 >	19	2	22	11
10 >	17	28	27	12
11 >	6	9	1	23
12 >	10	18	5	21
13 >	14	13	4	29
14 >	16	15	24	26
15 >	3	25	20	8

14:30 - Open League R8

01 - Elviss Zutis (a)

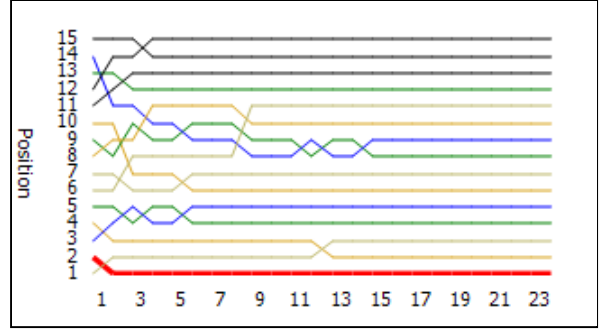
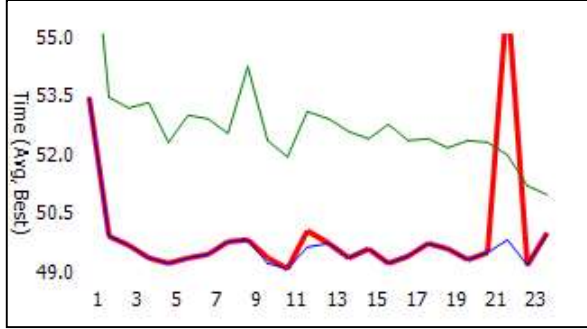
1st Place

Award: 10 time(s) best of the week., 42 time(s) best of the day. **ProSkill** 3698 Ranked 1 of 45004 (100.00 %) Racer since: 06/11/2015. 60th visit, 206th race

Laptimes (Race - 20/20 - INTL) 08/10/2017 14:47 Heat

#: 80

Position (By Position)



01-53.516	02-49.941	03-49.726	04-49.386
09-49.865	10-49.392	11-49.131	12-50.086
17-49.454	18-49.774	19-49.657	20-49.383

05-49.287	06-49.429	07-49.520	08-49.841
13-49.788	14-49.412	15-49.636	16-49.250
21-49.550	22-56.144	23-49.242	24-50.069

Birmingham Wheels

Pos	Racer	#Lap	Avg.	Gap	ProSkill
1	01 - Elviss Zu...	24	50.020	-	3698 (+20)
2	19 - Sam Knowl...	24	50.317	7.892	1839 (+114)
3	24 - Chris Cle...	24	50.589	11.995	1901 (+77)
4	10 - Mitchell ...	24	50.615	16.001	2266 (-7)
5	27 - Hassen Za...	24	51.275	29.994	1843 (+17)
6	06 - Jon Boul...	24	51.277	31.873	1332 (+78)
7	22 - Kyle Stor...	24	51.751	42.062	1264 (+59)
8	16 - Jason Dim...	23	52.390	1L	1469 (+6)
9	14 - James Dem...	23	52.495	1L	1224 (+19)
10	17 - Gary Lock...	23	53.391	1L	1237 (-2)
11	20 - Michael S...	23	53.695	1L	1212 (-22)
12	03 - Ryan Adam...	22	54.612	2L	1164 (-41)
13	04 - Daniel Co...	22	57.045	2L	1144 (-61)
14	05 - Jarrad Hu...	21	57.436	3L	1124 (-81)
15	07 - Neil Ande...	21	58.933	3L	1104 (-101)

Top ProSkill. Overall	ProSkill	Best of The Week	Time
1 01 - Elviss Zutis...	3698	1 James Ives	48.584
2 Louis Dymond	3040	2 01 - Elviss Zuti...	49.131
3 Darelle Wilson	2923	3 19 - Sam Knowles...	49.274
4 09 - Michael Tarrant	2613	4 21 - Craig Nash	49.485
5 26 - Bob Moss	2458	5 10 - Mitchell Ta...	49.686
6 Chris King	2437	6 27 - Hassen Zal...	49.688
7 Andy Spencer	2410	7 26 - Bob Moss	49.822
8 Dwain Wilson	2369	8 24 - Chris Cleav...	49.910
9 21 - Craig Nash	2365	9 11 - Kevin Taylor	50.138
10 10 - Mitchell Tay...	2266	10 06 - Jon Boulter...	50.239
11 Dave Dehal	2169	11 09 - Michael Tar...	50.273
12 Sam De Silva	2127	12 Chris Bennett	50.410

Heat Results							
Heat Type		Race - 20/20 - INTL					
Win By		Position					
Date		08/10/2017 14:47					
Winner		01 - Elviss Zu...					
Heat Winner:		Racer01 - Elviss Zu...					
		Best Lap	49.131	# of Laps	24	Gap from Leader	-
2nd Place:		Racer19 - Sam Knowl...					
		Best Lap	49.274	# of Laps	24	Gap from Leader	7.892
3rd Place:		Racer24 - Chris Cle...					
		Best Lap	49.951	# of Laps	24	Gap from Leader	11.995
Position	Racer	Best Lap	Gap from Leader	# of Laps	Average Lap	ProSkill	
4	10 - Mitchell ...	49.686	16.001	24	50.615	2266	
5	27 - Hassen Za...	49.688	29.994	24	51.275	1843	
6	06 - Jon Boul...	50.239	31.873	24	51.277	1332	
7	22 - Kyle Stor...	50.773	42.062	24	51.751	1264	
8	16 - Jason Dim...	51.062	1L	23	52.39	1469	
9	14 - James Dem...	51.156	1L	23	52.495	1224	
10	17 - Gary Lock...	51.376	1L	23	53.391	1237	
11	20 - Michael S...	51.549	1L	23	53.695	1212	
12	03 - Ryan Adam...	52.239	2L	22	54.612	1164	
13	04 - Daniel Co...	55.344	2L	22	57.045	1144	
14	05 - Jarrad Hu...	53.465	3L	21	57.436	1124	
15	07 - Neil Ande...	56.834	3L	21	58.933	1104	

Lap Times by Racer

	01 - Elviss Zu...	10 - Mitchell ...	16 - Jason Dim...	19 - Sam Knowl...	27 - Hassen Za...	24 - Chris Cle...	20 - Michael S...	06 - Jon Boul...	03 - Ryan Adam...	22 - Kyle Stor...	17 - Gary Lock...	14 - James Dem...	04 - Daniel Co...	05 - Jarrad Hu...	07 - Neil Ande...
	(Penalties: 0)	(Penalties: 0)	(Penalties: 0)	(Penalties: 0)	(Penalties: 0)	(Penalties: 0)	(Penalties: 0)	(Penalties: 0)	(Penalties: 0)	(Penalties: 0)	(Penalties: 0)	(Penalties: 0)	(Penalties: 0)	(Penalties: 0)	(Penalties: 0)
1	53.516 [2]	55.199 [5]	56.827 [9]	55.162 [4]	55.383 [3]	54.814 [1]	58.946 [6]	58.589 [10]	60.293 [13]	57.301 [7]	57.116 [8]	61.989 [14]	62.316 [11]	72.479 [15]	61.958 [12]
2	49.941 [1]	50.536 [5]	52.561 [8]	50.741 [3]	51.649 [3]	50.906 [2]	53.618 [6]	52.588 [10]	55.453 [13]	52.969 [7]	53.693 [9]	53.179 [11]	56.525 [12]	56.325 [15]	62.277 [14]
3	49.726 [1]	50.917 [4]	54.622 [10]	50.268 [3]	51.638 [3]	50.041 [5]	55.029 [8]	51.877 [7]	54.705 [13]	53.021 [6]	53.615 [9]	52.388 [11]	57.704 [13]	55.187 [15]	57.589 [14]
4	49.386 [1]	51.492 [5]	54.498 [9]	49.572 [3]	50.675 [4]	50.251 [2]	53.704 [8]	51.447 [7]	54.08 [12]	51.815 [6]	52.438 [11]	52.206 [10]	55.344 [13]	54.508 [15]	58.848 [14]
5	49.287 [1]	50.16 [5]	51.709 [9]	49.511 [3]	50.972 [4]	50.173 [2]	51.947 [8]	51.128 [7]	53.928 [12]	52.023 [6]	53.408 [11]	51.156 [10]	56.05 [13]	54.508 [15]	59.71 [14]
6	49.429 [1]	50.112 [4]	52.173 [10]	51.455 [3]	51.143 [5]	50.318 [2]	51.78 [8]	50.453 [7]	53.38 [12]	52.285 [6]	52.285 [11]	51.289 [10]	58.192 [13]	54.307 [15]	59.903 [14]
7	49.52 [1]	51.274 [4]	51.689 [10]	50.096 [3]	50.265 [5]	50.164 [2]	51.736 [8]	51.075 [6]	53.348 [12]	50.957 [7]	52.158 [11]	51.282 [9]	57.126 [13]	64.378 [15]	57.94 [14]
8	49.841 [1]	51.127 [4]	51.753 [10]	50.533 [3]	51.081 [5]	50.82 [2]	52.949 [8]	50.558 [6]	53.348 [12]	51.857 [7]	52.46 [11]	52.46 [10]	57.645 [13]	55.381 [15]	57.324 [14]
9	49.865 [1]	50.536 [4]	53.57 [9]	49.274 [3]	51.578 [5]	50.246 [2]	66.897 [11]	50.616 [6]	53.411 [12]	52.26 [7]	52.298 [11]	53.365 [10]	57.653 [13]	61.6 [15]	58.273 [14]
10	49.392 [1]	50.421 [4]	52.427 [10]	49.699 [3]	50.534 [5]	49.988 [2]	52.493 [11]	50.166 [6]	54.144 [12]	51.028 [7]	51.568 [11]	51.91 [10]	56.835 [13]	54.802 [15]	57.27 [14]
11	49.131 [1]	49.928 [4]	51.157 [10]	50.397 [3]	50.186 [5]	50.407 [2]	52.892 [11]	50.516 [6]	52.239 [12]	51.271 [7]	51.568 [11]	51.432 [10]	55.581 [13]	55.707 [15]	58.385 [14]
12	50.086 [1]	50.269 [4]	53.975 [10]	50.167 [3]	49.688 [5]	50.383 [2]	51.549 [11]	50.239 [6]	53.905 [12]	51.056 [7]	54.013 [11]	54.797 [9]	56.182 [13]	63.772 [15]	66.605 [14]
13	49.788 [1]	50.623 [4]	51.825 [10]	50.167 [3]	50.08 [5]	50.808 [2]	52.35 [11]	50.385 [6]	53.308 [12]	50.95 [7]	51.568 [11]	52.224 [10]	56.04 [13]	56.509 [15]	57.53 [14]
14	49.412 [1]	50.204 [4]	52.093 [10]	50.589 [3]	50.833 [5]	50.418 [2]	55.893 [11]	50.908 [6]	54.641 [12]	51.256 [7]	52.21 [11]	51.847 [9]	58.991 [13]	54.278 [15]	58.194 [14]
15	49.636 [1]	49.686 [4]	52.228 [10]	50.171 [3]	51.248 [5]	50.816 [2]	51.881 [11]	50.506 [6]	54.019 [12]	51.256 [7]	52.21 [11]	53.034 [10]	56.05 [13]	54.588 [15]	57.579 [14]
16	49.25 [1]	50.716 [4]	51.062 [10]	50.156 [3]	50.244 [5]	50.358 [2]	52.141 [11]	50.332 [6]	55.34 [12]	50.929 [7]	52.496 [11]	51.902 [9]	57.843 [13]	63.15 [15]	57.78 [14]
17	49.454 [1]	49.798 [4]	51.346 [10]	49.998 [3]	52.258 [5]	50.73 [2]	52.635 [11]	50.332 [6]	53.566 [12]	50.783 [7]	51.164 [11]	51.934 [10]	55.984 [13]	54.474 [15]	57.123 [14]
18	49.774 [1]	50.341 [4]	52.174 [10]	50.01 [3]	52.257 [5]	51.367 [2]	53.688 [11]	50.332 [6]	54.293 [12]	51.337 [7]	52.575 [11]	51.934 [10]	56.044 [13]	53.465 [15]	57.78 [14]
19	49.657 [1]	50.088 [4]	51.715 [10]	49.755 [3]	50.366 [5]	50.383 [2]	52.089 [11]	50.698 [6]	53.137 [12]	51.146 [7]	51.376 [11]	51.597 [9]	55.868 [13]	56.115 [15]	58.954 [14]
20	49.383 [1]	50.426 [4]	51.583 [10]	49.755 [3]	50.839 [5]	50.187 [2]	53.161 [11]	50.278 [6]	55.846 [12]	51.278 [7]	52.443 [11]	52.273 [10]	58.291 [13]	54.012 [15]	56.834 [14]
21	49.55 [1]	50.081 [4]	51.462 [10]	50.176 [3]	51.374 [5]	50.13 [2]	52.603 [11]	50.482 [6]	53.776 [12]	50.856 [7]	53.817 [11]	51.326 [9]	55.772 [13]	55.587 [15]	58.118 [14]
22	56.144 [1]	49.85 [4]	51.125 [10]	49.863 [3]	50.342 [5]	49.951 [2]	52.845 [11]	50.432 [6]	53.223 [12]	51.172 [7]	52.714 [11]	51.393 [9]	56.958 [13]	55.587 [15]	23
23															24

01 - Elviss Zu...	10 - Mitchell ...	16 - Jason Dim...	19 - Sam Knowl...	27 - Hassen Za...	24 - Chris Cle...	20 - Michael S...	06 - Jon Boult...	03 - Ryan Adam...	22 - Kyle Stor...	17 - Gary Lock...	14 - James Dem...	04 - Daniel Co...
24 50.242 [1]	24 50.014 [4]	51.398 [8]	24 50.38 [2]	53.018 [5]	50.044 [3]	52.149 [11]	24 51.022 [6]	24	24 52.408 [7]	24	51.893 [9]	24
24 50.069 [1]		24		24 52.945 [5]	24 50.423 [3]						24	

14:30 - Open League R8

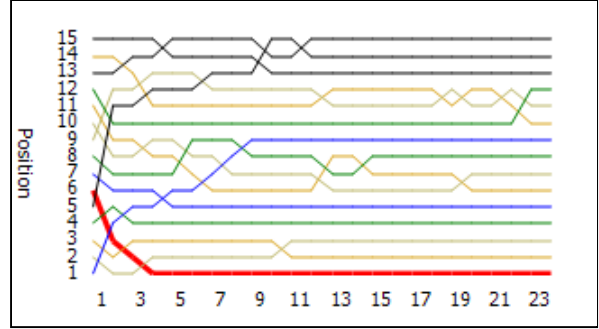
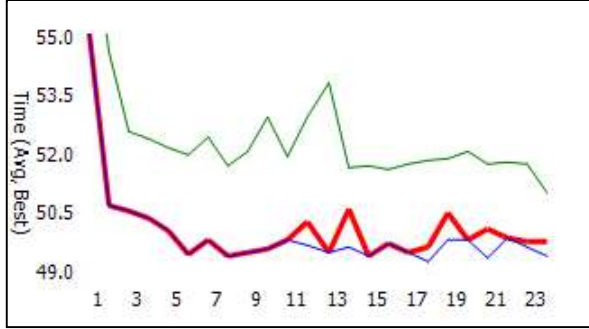
09 - Michael Tarrant

1st Place

Award: 3 time(s) best of the week., 3 time(s) best of the day. **ProSkill** 2664 Ranked 4 of 45004 (99.99 %) Racer since: 30/10/2014. 11th visit, 40th race

Laptimes (Race - 20/20 - INTL) 08/10/2017 15:27 Heat #: 79

Position (By Position)



01-55.179	02-50.742	03-50.603	04-50.441	05-50.087	06-49.494	07-49.880	08-49.461
09-49.533	10-49.621	11-49.886	12-50.318	13-49.558	14-50.648	15-49.459	16-49.767
17-49.551	18-49.672	19-50.541	20-49.863	21-50.158	22-49.895	23-49.809	24-49.836

Birmingham Wheels

Pos	Racer	#Lap	Avg.	Gap	ProSkill
1	09 - Michael T...	24	50.167	-	2664 (+51)
2	26 - Bob Moss	24	50.493	4.999	2488 (+30)
3	21 - Craig Nash	24	50.826	13.751	2364 (-1)
4	12 - David Bro...	24	51.563	31.904	1541 (+85)
5	02 - Steve Cla...	24	51.508	31.986	1297 (+92)
6	13 - Andrew La...	24	51.497	32.828	1277 (+72)
7	11 - Kevin Tay...	24	51.704	36.154	1370 (+38)
8	23 - Stuart Cl...	24	51.815	38.093	1278 (+30)
9	08 - Guy Graham	24	52.303	48.058	1217 (+12)
10	18 - Matty Dem...	23	53.748	1L	1197 (-8)
11	28 - Trevor Ro...	23	53.791	1L	1177 (-28)
12	25 - Craig New...	23	53.770	1L	1096 (-37)
13	15 - James Pet...	23	54.351	1L	1138 (-67)
14	29 - George Ro...	22	55.561	2L	1118 (-87)
15	30 - Reegan Ha...	22	55.846	2L	1098 (-107)

Top ProSkill. Overall	ProSkill	Best of The Week	Time
1 01 - Elviss Zutis...	3698	1 James Ives	48.584
2 Louis Dymond	3040	2 01 - Elviss Zuti...	49.131
3 Darelle Wilson	2923	3 19 - Sam Knowles...	49.274
4 09 - Michael Tarrant	2664	4 26 - Bob Moss	49.298
5 26 - Bob Moss	2488	5 09 - Michael Tar...	49.459
6 Chris King	2437	6 21 - Craig Nash	49.485
7 Andy Spencer	2410	7 10 - Mitchell Ta...	49.686
8 Dwain Wilson	2369	8 27 - Hassen Zalz...	49.688
9 21 - Craig Nash	2364	9 13 - Andrew Lawton	49.815
10 10 - Mitchell Tay...	2266	10 24 - Chris Cleav...	49.910
11 Dave Dehal	2169	11 12 - David Broad...	50.120
12 Sam De Silva	2127	12 11 - Kevin Taylor	50.138

Heat Results						
Heat Type		Race - 20/20 - INTL				
Win By		Position				
Date		08/10/2017 15:27				
Winner		09 - Michael T...				
Heat Winner:	Racer09 - Michael T...					
	Best Lap	49.459	# of Laps	24	Gap from Leader	Average Lap
	ProSkill SCORE	2664	This Round +/-		51	50.167
2nd Place:	Racer26 - Bob Moss					
	Best Lap	49.298	# of Laps	24	Gap from Leader	Average Lap
	ProSkill SCORE	2488	This Round +/-		30	50.493
3rd Place:	Racer21 - Craig Nash					
	Best Lap	50.147	# of Laps	24	Gap from Leader	Average Lap
	ProSkill SCORE	2364	This Round +/-		-1	50.826
Position	Racer	Best Lap	Gap from Leader	# of Laps	Average Lap	ProSkill
4	12 - David Bro...	50.12	31.904	24	51.563	1541
5	02 - Steve Cla...	50.372	31.986	24	51.508	1297
6	13 - Andrew La...	49.815	32.828	24	51.497	1277
7	11 - Kevin Tay...	50.389	36.154	24	51.704	1370
8	23 - Stuart Cl...	50.705	38.093	24	51.815	1278
9	08 - Guy Graham	51.164	48.058	24	52.303	1217
10	18 - Matty Dem...	51.714	1L	23	53.748	1197
11	28 - Trevor Ro...	52.141	1L	23	53.791	1177
12	25 - Craig New...	52.163	1L	23	53.77	1096
13	15 - James Pet...	52.825	1L	23	54.351	1138
14	29 - George Ro...	52.268	2L	22	55.561	1118
15	30 - Reegan Ha...	52.436	2L	22	55.846	1098

Lap Times by Racer														
25 - Craig New...	26 - Bob Moss	21 - Craig Nash	09 - Michael T...	11 - Kevin Tay...	23 - Stuart Cl...	12 - David Bro...	02 - Steve Cla...	13 - Andrew La...	15 - James Pet...	28 - Trevor Ro...	08 - Guy Graham	18 - Matty Dem...	29 - George Ro...	30 - Reegan Ha...
(Penalties: 0)	(Penalties: 0)	(Penalties: 0)	(Penalties: 0)	(Penalties: 0)	(Penalties: 0)	(Penalties: 0)	(Penalties: 0)	(Penalties: 0)	(Penalties: 0)	(Penalties: 0)	(Penalties: 0)	(Penalties: 0)	(Penalties: 0)	(Penalties: 0)
1 58.419 [12]	1 56.544 [3]	1 55.317 [2]	1 55.179 [6]	1 59.295 [10]	1 58.165 [8]	1 55.825 [4]	1 55.998 [7]	1 57.83 [11]	1 66.66 [15]	1 58.268 [9]	1 56.109 [1]	1 65.625 [14]	1 57.047 [5]	1 62.748 [13]
2 53.533 [10]	2 51.385 [2]	2 51.414 [1]	2 50.742 [3]	2 52.728 [8]	2 53.16 [7]	2 52.311 [5]	2 53.729 [6]	2 53.045 [9]	2 56.276 [15]	2 61.559 [12]	2 53.096 [4]	2 54.676 [14]	2 64.687 [11]	2 57.831 [13]
3 53.761 [10]	3 51.583 [3]	3 51.466 [1]	3 50.603 [2]	3 51.401 [8]	3 51.795 [7]	3 51.364 [4]	3 51.296 [6]	3 51.107 [9]	3 54.458 [15]	3 54.306 [12]	3 52.628 [5]	3 53.698 [13]	3 53.778 [11]	3 56.242 [14]
4 53.287 [10]	4 50.789 [3]	4 50.97 [2]	4 50.441 [1]	4 53.76 [9]	4 51.212 [7]	4 51.92 [4]	4 51.013 [6]	4 51.436 [8]	4 53.622 [15]	4 55.227 [13]	4 52.84 [5]	4 52.146 [11]	4 54.245 [12]	4 54.409 [14]
5 52.163 [10]	5 50.165 [3]	5 50.923 [2]	5 50.087 [1]	5 50.921 [9]	5 51.365 [7]	5 50.711 [4]	5 51.029 [5]	5 50.435 [8]	5 53.48 [14]	5 53.869 [13]	5 53.117 [6]	5 53.829 [11]	5 53.371 [12]	5 57.401 [15]
6 52.812 [10]	6 50.497 [3]	6 50.272 [2]	6 49.494 [1]	6 50.857 [8]	6 54.675 [9]	6 51.047 [4]	6 50.933 [5]	6 52.336 [7]	6 53.353 [14]	6 52.433 [13]	6 52.607 [7]	6 52.691 [11]	6 53.383 [12]	6 53.259 [15]
7 53.709 [10]	7 50.188 [3]	7 50.147 [2]	7 49.88 [1]	7 51.196 [8]	7 51.582 [9]	7 51.489 [4]	7 51.147 [5]	7 51.632 [6]	7 54.21 [14]	7 53.241 [12]	7 52.102 [8]	7 52.437 [11]	7 58.481 [13]	7 54.947 [14]
8 53.437 [10]	8 50.076 [3]	8 50.226 [2]	8 49.461 [1]	8 51.645 [7]	8 51.377 [9]	8 50.98 [4]	8 50.649 [5]	8 50.292 [6]	8 53.789 [14]	8 52.37 [12]	8 52.923 [9]	8 51.823 [11]	8 53.584 [13]	8 54.328 [15]
9 53.995 [10]	9 51.348 [3]	9 50.19 [2]	9 49.533 [1]	9 50.699 [8]	9 52.133 [9]	9 50.68 [4]	9 50.876 [5]	9 50.333 [6]	9 52.825 [14]	9 54.217 [12]	9 52.906 [10]	9 52.382 [11]	9 52.268 [13]	9 58.878 [15]
10 54.549 [10]	10 50.874 [2]	10 51.202 [1]	10 49.621 [1]	10 50.876 [7]	10 50.744 [8]	10 51.003 [4]	10 50.501 [5]	10 51.21 [6]	10 53.323 [13]	10 52.484 [12]	10 51.176 [9]	10 52.36 [11]	10 67.763 [15]	10 55.535 [14]
11 53.449 [10]	11 49.753 [2]	11 51.526 [3]	11 49.886 [1]	11 50.602 [7]	11 50.705 [8]	11 50.928 [4]	11 50.614 [5]	11 50.104 [6]	11 53.832 [13]	11 52.547 [12]	11 51.296 [9]	11 53.041 [11]	11 54.922 [15]	11 55.898 [14]
12 53.638 [10]	12 49.664 [2]	12 50.31 [3]	12 50.318 [1]	12 50.659 [7]	12 50.97 [8]	12 54.806 [4]	12 54.267 [5]	12 51.585 [6]	12 53.617 [13]	12 53.377 [12]	12 52.623 [9]	12 53.056 [11]	12 56.779 [14]	12 60.888 [15]
13 53.28 [10]	13 49.677 [2]	13 50.161 [3]	13 49.558 [1]	13 53.167 [6]	13 52.196 [7]	13 53.69 [4]	13 53.776 [5]	13 57.023 [8]	13 55.372 [13]	13 52.74 [11]	13 51.662 [9]	13 60.228 [12]	13 54.163 [14]	13 60.931 [15]
14 53.33 [10]	14 50.086 [2]	14 50.282 [3]	14 50.648 [1]	14 50.64 [6]	14 51.214 [7]	14 50.67 [4]	14 50.824 [5]	14 50.763 [8]	14 53.228 [13]	14 53.116 [11]	14 52.087 [9]	14 53.023 [12]	14 53.239 [14]	14 53.542 [15]
15 53.47 [10]	15 49.804 [2]	15 50.263 [3]	15 49.459 [1]	15 50.836 [6]	15 51.66 [8]	15 50.784 [4]	15 50.68 [5]	15 50.75 [7]	15 53.725 [13]	15 52.716 [11]	15 52.09 [9]	15 52.229 [12]	15 54.187 [14]	15 53.58 [15]
16 52.971 [10]	16 49.648 [2]	16 50.854 [3]	16 49.767 [1]	16 50.389 [6]	16 51.085 [8]	16 51.206 [4]	16 51.224 [5]	16 50.672 [7]	16 53.45 [13]	16 52.744 [11]	16 51.702 [9]	16 51.778 [12]	16 54.021 [14]	16 52.871 [15]
17 53.147 [10]	17 49.298 [2]	17 50.436 [3]	17 49.551 [1]	17 50.639 [6]	17 50.743 [8]	17 50.296 [4]	17 50.585 [5]	17 49.979 [7]	17 54.656 [13]	17 52.815 [11]	17 51.579 [9]	17 53.653 [12]	17 53.628 [14]	17 55.514 [15]
18 53.626 [10]	18 49.856 [2]	18 50.554 [3]	18 49.672 [1]	18 51.049 [6]	18 51.076 [8]	18 50.637 [4]	18 50.867 [5]	18 50.252 [7]	18 53.403 [13]	18 52.141 [11]	18 51.667 [9]	18 51.714 [12]	18 54.064 [14]	18 58.797 [15]
19 53.589 [10]	19 50.267 [2]	19 50.623 [3]	19 50.541 [1]	19 51.867 [6]	19 51.073 [8]	19 51.395 [4]	19 50.511 [5]	19 50.935 [7]	19 53.414 [13]	19 53.352 [11]	19 51.164 [9]	19 52.461 [12]	19 54.631 [14]	19 53.02 [15]
20 54.254 [10]	20 49.416 [2]	20 50.681 [3]	20 49.863 [1]	20 53.389 [7]	20 51.549 [8]	20 51.27 [4]	20 51.571 [5]	20 52.59 [6]	20 53.054 [13]	20 52.261 [11]	20 52.772 [9]	20 53.363 [12]	20 54.126 [14]	20 52.663 [15]
21 52.63 [10]	21 50.993 [2]	21 50.39 [3]	21 50.158 [1]	21 51.378 [7]	21 51.31 [8]	21 50.715 [4]	21 51.146 [5]	21 50.409 [6]	21 52.959 [13]	21 52.613 [11]	21 51.673 [9]	21 52.348 [12]	21 56.397 [14]	21 52.436 [15]
22 52.625 [10]	22 50.43 [2]	22 50.43 [3]	22 49.895 [1]	22 51.059 [7]	22 51.128 [8]	22 50.12 [4]	22 50.372 [5]	22 50.1 [6]	22 54.263 [13]	22 55.923 [12]	22 52.433 [11]	22 52.433 [12]	22 53.586 [14]	22 52.899 [15]

	25 - Craig New...	26 - Bob Moss	21 - Craig Nash	09 - Michael T...	11 - Kevin Tay...	23 - Stuart Cl...	12 - David Bro...	02 - Steve Cla...	13 - Andrew La...	15 - James Pet...	28 - Trevor Ro...	08 - Guy Graham	18 - Matty Dem...	29 - George Ro...	30 - Reegan Ha...
23	57.028 [12]	23 49.666 [2]	23 50.284 [3]	23 49.809 [1]	23 50.958 [7]	23 51.129 [8]	23 50.969 [4]	23 51.023 [5]	23 49.815 [6]	23 53.097 [13]	23 52.883 [11]	51.935 [9]	23 55.202 [10]	23	23
24		24 49.449 [2]	24 50.896 [3]	24 49.836 [1]	24 50.875 [7]	24 51.51 [8]	24 52.706 [4]	24 51.57 [5]	24 51.294 [6]	24	24	24 51.52 [9]	24	24	24

14:30 - Open League R8

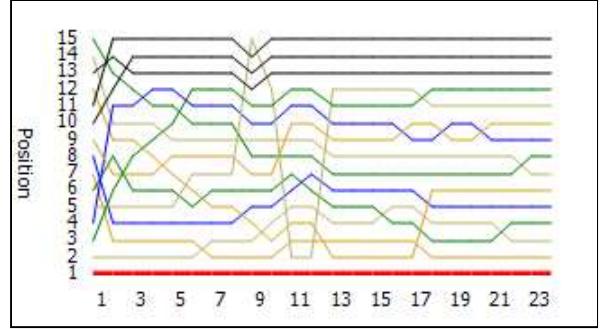
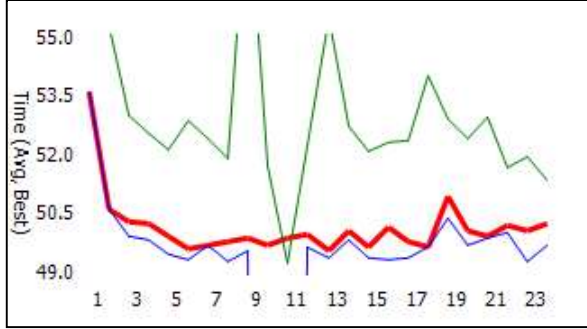
10 - Mitchell Taylor (a)

1st Place

ProSkill 2360 Ranked 10 of 45004 (99.98 %)
Racer since: 27/02/2016. 12th visit, 40th race

Laptimes (Race - 20/20 - INTL) 08/10/2017 16:07 Heat #: 82

Position (By Position)



01-53.660 02-50.676 03-50.347 04-50.278
09-49.901 10-49.744 11-49.897 12-50.002
17-49.823 18-49.707 19-50.976 20-50.113

05-49.973 06-49.626 07-49.738 08-49.842
13-49.615 14-50.104 15-49.690 16-50.183
21-49.969 22-50.250 23-50.087 24-50.293

Birmingham Wheels

Pos	Racer	#Lap	Avg.	Gap	ProSkill
1	10 - Mitchell ...	24	50.187	-	2360 (+94)
2	24 - Chris Cle...	24	50.842	18.435	2000 (+99)
3	19 - Sam Knowl...	24	51.306	27.892	1916 (+77)
4	27 - Hassen Za...	24	51.336	29.231	1889 (+46)
5	06 - Jon Boul...	24	51.394	29.596	1419 (+87)
6	01 - Elviss Zu...	24	51.721	39.540	3564 (-134)
7	20 - Michael S...	23	52.299	1L	1270 (+58)
8	22 - Kyle Stor...	23	52.552	1L	1295 (+31)
9	14 - James Dem...	23	53.764	1L	1240 (+16)
10	17 - Gary Lock...	23	53.931	1L	1231 (-6)
11	16 - Jason Dim...	23	54.034	1L	1407 (-62)
12	03 - Ryan Adam...	22	54.800	2L	1130 (-34)
13	05 - Jarrad Hu...	22	56.014	2L	1078 (-46)
14	04 - Daniel Co...	21	57.208	3L	1074 (-70)
15	07 - Neil Ande...	21	58.577	3L	1023 (-81)

Top ProSkill. Overall	ProSkill	Best of The Week	Time
1 01 - Elviss Zutis...	3564	1 James Ives	48.584
2 Louis Dymond	3040	2 01 - Elviss Zuti...	49.131
3 Darelle Wilson	2923	3 19 - Sam Knowles...	49.274
4 09 - Michael Tarrant	2664	4 26 - Bob Moss	49.298
5 26 - Bob Moss	2488	5 09 - Michael Tar...	49.459
6 Chris King	2437	6 21 - Craig Nash	49.485
7 Andy Spencer	2410	7 10 - Mitchell Ta...	49.615
8 Dwain Wilson	2369	8 27 - Hassen Zal...	49.688
9 21 - Craig Nash	2364	9 13 - Andrew Lawton	49.815
10 10 - Mitchell Tay...	2360	10 22 - Kyle Storor...	49.903
11 Dave Dehal	2169	11 24 - Chris Cleav...	49.910
12 Sam De Silva	2127	12 20 - Michael Sta...	50.093

Heat Results						
Heat Type		Race - 20/20 - INTL				
Win By		Position				
Date		08/10/2017 16:07				
Winner		10 - Mitchell ...				
Heat Winner:		Racer10 - Mitchell ...				
		Best Lap49.615	# of Laps 24	Gap from Leader -	Average Lap 50.187	
2nd Place:		Racer24 - Chris Cle...				
		Best Lap50.13	# of Laps 24	Gap from Leader 18.435	Average Lap 50.842	
3rd Place:		Racer19 - Sam Knowl...				
		Best Lap50.277	# of Laps 24	Gap from Leader 27.892	Average Lap 51.306	
Position	Racer	Best Lap	Gap from Leader	# of Laps	Average Lap	ProSkill
4	27 - Hassen Za...	49.995	29.231	24	51.336	1889
5	06 - Jon Boul...	50.402	29.596	24	51.394	1419
6	01 - Elviss Zu...	49.313	39.540	24	51.721	3564
7	20 - Michael S...	50.093	1L	23	52.299	1270
8	22 - Kyle Stor...	49.903	1L	23	52.552	1295
9	14 - James Dem...	51.763	1L	23	53.764	1240
10	17 - Gary Lock...	51.705	1L	23	53.931	1231
11	16 - Jason Dim...	50.647	1L	23	54.034	1407
12	03 - Ryan Adam...	53.023	2L	22	54.8	1130
13	05 - Jarrad Hu...	53.743	2L	22	56.014	1078
14	04 - Daniel Co...	54.46	3L	21	57.208	1074
15	07 - Neil Ande...	55.698	3L	21	58.577	1023

Lap Times by Racer

01 - Elviss Zu...	10 - Mitchell ...	16 - Jason Dim...	19 - Sam Knowl...	27 - Hassen Za...	24 - Chris Cle...	20 - Michael S...	06 - Jon Boul...	03 - Ryan Adam...	22 - Kyle Stor...	17 - Gary Lock...	14 - James Dem...	04 - Daniel Co...	05 - Jarrad Hu...	07 - Neil Ande...
(Penalties: 0)	(Penalties: 0)	(Penalties: 0)	(Penalties: 0)	(Penalties: 0)	(Penalties: 0)	(Penalties: 0)	(Penalties: 0)	(Penalties: 0)	(Penalties: 0)	(Penalties: 0)	(Penalties: 0)	(Penalties: 0)	(Penalties: 0)	(Penalties: 0)
64.637 [12]	1 53.66 [1]	1 58.852 [5]	1 54.889 [2]	1 56.79 [6]	1 56.336 [7]	1 64.924 [14]	1 58.655 [8]	1 57.625 [3]	1 69.233 [15]	1 59.565 [9]	1 57.751 [4]	1 59.428 [10]	1 64.545 [13]	1 65.032 [11]
51.15 [9]	2 50.676 [1]	2 53.783 [5]	2 51.952 [2]	2 54.849 [8]	2 52.088 [3]	2 52.249 [4]	2 52.424 [4]	2 52.547 [13]	2 52.547 [13]	2 52.546 [7]	2 63.115 [11]	2 60.388 [12]	2 55.934 [14]	2 70.422 [15]
49.962 [9]	3 50.347 [1]	3 51.347 [5]	3 51.449 [2]	3 51.15 [3]	3 50.402 [3]	3 53.287 [4]	3 51.176 [6]	3 51.658 [12]	3 51.658 [12]	3 52.409 [7]	3 54.094 [11]	3 59.423 [14]	3 57.182 [13]	3 57.568 [15]
49.888 [8]	4 49.973 [1]	4 51.222 [5]	4 50.997 [2]	4 50.29 [6]	4 50.508 [10]	4 51.255 [4]	4 50.886 [9]	4 54.688 [8]	4 50.612 [11]	4 52.94 [7]	4 52.588 [12]	4 61.046 [14]	4 53.743 [13]	4 58.482 [15]
49.509 [7]	5 49.626 [1]	5 51.191 [5]	5 50.718 [2]	5 51.22 [6]	5 50.221 [3]	5 50.746 [9]	5 50.434 [4]	5 54.547 [10]	5 50.63 [10]	5 52.571 [8]	5 52.421 [12]	5 54.808 [14]	5 54.422 [13]	5 58.482 [15]
49.339 [6]	6 49.738 [1]	6 52.045 [7]	6 51.675 [2]	6 50.917 [5]	6 50.143 [3]	6 50.894 [9]	6 58.006 [12]	6 50.207 [7]	6 50.207 [7]	6 52.751 [8]	6 53.622 [11]	6 56.326 [14]	6 60.251 [13]	6 58.549 [15]
50.601 [5]	7 49.842 [1]	7 51.985 [7]	7 50.348 [3]	7 52.286 [6]	7 50.675 [2]	7 50.742 [9]	7 51.456 [4]	7 54.508 [12]	7 49.903 [10]	7 51.935 [8]	7 53.749 [11]	7 54.46 [14]	7 55.348 [13]	7 56.721 [15]
49.316 [5]	8 49.901 [1]	8 52.747 [7]	8 50.679 [3]	8 50.46 [6]	8 50.423 [9]	8 50.093 [9]	8 51.344 [5]	8 53.578 [12]	8 52.285 [8]	8 52.636 [7]	8 52.713 [11]	8 55.517 [14]	8 54.721 [13]	8 57.343 [15]
49.611 [4]	9 49.744 [1]	9 140.397 [15]	9 51.867 [4]	9 50.253 [6]	9 51.099 [2]	9 56.083 [9]	9 53.978 [5]	9 53.978 [5]	9 52.85 [8]	9 52.506 [7]	9 52.506 [7]	9 57.851 [10]	9 55.416 [13]	9 59.993 [15]
49.877 [3]	10 49.897 [1]	10 0 [12]	10 51.867 [4]	10 50.345 [6]	10 50.447 [2]	10 61.765 [9]	10 51.173 [5]	10 54.407 [11]	10 64.637 [8]	10 65.074 [7]	10 54.316 [10]	10 56.406 [14]	10 56.107 [13]	10 59.993 [15]
50.971 [4]	11 50.002 [1]	11 51.841 [2]	11 51.342 [5]	11 49.995 [7]	11 51.539 [3]	11 51.779 [9]	11 50.884 [6]	11 54.917 [12]	11 51.031 [8]	11 53.032 [10]	11 52.873 [11]	11 57.499 [14]	11 54.227 [13]	11 58.661 [15]
49.688 [4]	12 49.615 [1]	12 103.847 [12]	12 50.769 [4]	12 51.089 [6]	12 50.449 [3]	12 50.942 [9]	12 51.855 [12]	12 55.432 [12]	12 50.413 [8]	12 51.854 [10]	12 52.442 [11]	12 55.957 [14]	12 53.862 [13]	12 56.92 [15]
49.416 [2]	13 50.104 [1]	13 60.33 [12]	13 50.419 [4]	13 50.346 [5]	13 50.265 [3]	13 50.712 [8]	13 51.05 [6]	13 54.413 [13]	13 50.37 [9]	13 51.974 [7]	13 52.131 [10]	13 56.025 [14]	13 55.071 [13]	13 57.478 [15]
49.879 [2]	14 49.69 [1]	14 51.824 [12]	14 51.165 [4]	14 50.126 [5]	14 50.489 [3]	14 50.707 [8]	14 50.735 [6]	14 54.717 [11]	14 50.792 [7]	14 52.082 [9]	14 51.763 [10]	14 57.429 [14]	14 54.892 [13]	14 57.093 [15]
49.397 [2]	15 50.183 [1]	15 51.377 [12]	15 51.335 [4]	15 50.795 [5]	15 50.283 [3]	15 50.677 [8]	15 54.936 [11]	15 54.936 [11]	15 50.55 [7]	15 52.571 [9]	15 52.831 [10]	15 55.522 [14]	15 54.901 [13]	15 56.224 [15]
49.342 [2]	16 49.823 [1]	16 50.87 [12]	16 50.966 [5]	16 50.966 [4]	16 50.722 [3]	16 50.583 [8]	16 50.616 [6]	16 53.023 [11]	16 50.469 [7]	16 55.794 [9]	16 54.026 [10]	16 56.653 [14]	16 54.417 [13]	16 55.755 [15]
49.418 [2]	17 49.707 [1]	17 51.712 [11]	17 52.106 [5]	17 51.712 [4]	17 50.135 [3]	17 50.419 [8]	17 50.519 [6]	17 50.519 [6]	17 50.008 [7]	17 54.368 [10]	17 53.725 [9]	17 56.108 [14]	17 55.771 [13]	17 57.499 [15]
75.201 [6]	18 50.976 [1]	18 50.997 [11]	18 50.637 [4]	18 51.172 [4]	18 50.76 [3]	18 50.775 [8]	18 51.655 [5]	18 53.886 [12]	18 51.094 [7]	18 52.559 [10]	18 52.477 [9]	18 57.397 [14]	18 56.502 [13]	18 56.044 [15]
55.356 [6]	19 50.113 [1]	19 51.105 [11]	19 50.417 [4]	19 50.417 [4]	19 50.664 [2]	19 50.82 [8]	19 50.525 [5]	19 54.472 [12]	19 50.555 [7]	19 52.304 [9]	19 54.232 [10]	19 57.393 [14]	19 59.258 [13]	19 55.698 [15]
49.746 [6]	20 49.969 [1]	20 51.612 [11]	20 51.348 [4]	20 51.996 [3]	20 51.274 [2]	20 50.81 [8]	20 51.556 [5]	20 54.684 [12]	20 50.12 [7]	20 51.705 [9]	20 51.827 [10]	20 56.435 [14]	20 55.731 [13]	20 58.129 [15]
49.894 [6]	21 50.25 [1]	21 50.647 [11]	21 50.277 [4]	21 50.387 [3]	21 50.13 [2]	21 51.364 [8]	21 50.403 [5]	21 54.755 [12]	21 50.181 [7]	21 62.486 [10]	21 52.198 [9]	21 59.297 [14]	21 54.556 [13]	21 57.507 [15]
50.074 [6]	22 50.087 [1]	22 53.062 [11]	22 50.782 [3]	22 51.305 [4]	22 50.554 [2]	22 50.426 [8]	22 50.927 [5]	22 54.969 [12]	22 50.096 [7]	22 52.929 [10]	22 54.04 [9]	22 59.297 [14]	22 55.458 [13]	22 57.507 [15]
	23 50.087 [1]	23 53.062 [11]	23 50.311 [3]	23 50.311 [4]	23 50.311 [4]	23 50.311 [4]	23 50.88 [5]	23 50.88 [5]	23 59.499 [8]	23 52.543 [10]	23 52.543 [10]	23 59.499 [14]	23 55.458 [13]	23 57.507 [15]
	24		24	24	24	24	24	24	24	24	24	24	24	24

01 - Elviss Zu...	10 - Mitchell ...	19 - Sam Knowl...	27 - Hassen Za...	24 - Chris Cle...	20 - Michael S...	06 - Jon Boult...	03 - Ryan Adam...	22 - Kyle Stor...	17 - Gary Lock...	14 - James Dem...	05 - Jarrad Hu...
24 50.293	49.313 [1]	24 52.187 [3]	50.492 [4]	50.427 [2]	50.291 [7]	24 52.403 [5]	24	24	24	55.142 [9]	24
24 49.71 [6]			24 53.108 [4]	24 50.762 [2]					24		

14:30 - Open League R8

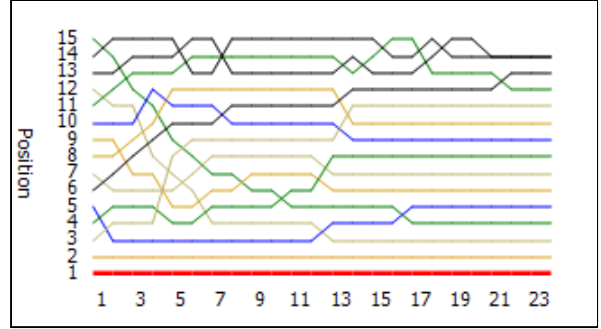
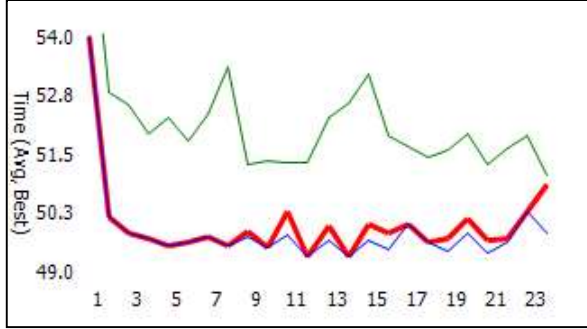
09 - Michael Tarrant

1st Place

Award: 3 time(s) best of the week., 3 time(s) best of the day. **ProSkill** 2715 Ranked 4 of 45004 (99.99 %) Racer since: 30/10/2014. 11th visit, 41st race

Laptimes (Race - 20/20 - INTL) 08/10/2017 16:47 Heat #: 81

Position (By Position)



01-54.051 02-50.209 03-49.859 04-49.766
 09-49.918 10-49.555 11-50.313 **12-49.367**
 17-50.063 18-49.655 19-49.749 20-50.180

05-49.602 06-49.678 07-49.803 08-49.604
 13-50.010 14-49.380 15-50.070 16-49.855
 21-49.703 22-49.748 23-50.311 24-50.919

Birmingham Wheels

Pos	Racer	#Lap	Avg.	Gap	ProSkill.
1	09 - Michael T...	24	50.057	-	2715 (+51)
2	13 - Andrew La...	24	50.630	12.975	1426 (+149)
3	26 - Bob Moss	24	50.730	18.121	2493 (+5)
4	21 - Craig Nash	24	51.032	24.953	2342 (-22)
5	02 - Steve Cla...	24	51.397	32.922	1378 (+81)
6	12 - David Bro...	24	51.623	38.897	1570 (+29)
7	11 - Kevin Tay...	24	52.012	48.218	1397 (+27)
8	18 - Matty Dem...	23	52.546	1L	1229 (+32)
9	23 - Stuart Cl...	23	52.554	1L	1279 (+1)
10	28 - Trevor Ro...	23	52.908	1L	1170 (-7)
11	25 - Craig New...	23	53.383	1L	1085 (-11)
12	30 - Reegan Ha...	23	53.580	1L	1069 (-29)
13	15 - James Pet...	23	53.717	1L	1083 (-55)
14	29 - George Ro...	23	54.025	1L	1047 (-71)
15	08 - Guy Graham	20	53.895	4L	1112 (-105)

Top ProSkill. Overall	ProSkill	Best of The Week	Time
1 01 - Elviss Zutis...	3564	1 James Ives	48.584
2 Louis Dymond	3040	2 01 - Elviss Zuti...	49.131
3 Darelle Wilson	2923	3 19 - Sam Knowles...	49.274
4 09 - Michael Tarrant	2715	4 26 - Bob Moss	49.298
5 26 - Bob Moss	2493	5 09 - Michael Tar...	49.367
6 Chris King	2437	6 21 - Craig Nash	49.485
7 Andy Spencer	2410	7 10 - Mitchell Ta...	49.615
8 Dwain Wilson	2369	8 13 - Andrew Lawton	49.659
9 10 - Mitchell Tay...	2360	9 27 - Hassen Zal...	49.688
10 21 - Craig Nash	2342	10 22 - Kyle Storar...	49.903
11 Dave Dehal	2169	11 24 - Chris Cleav...	49.910
12 Sam De Silva	2127	12 20 - Michael Sta...	50.093

Heat Results						
Heat Type		Race - 20/20 - INTL				
Win By		Position				
Date		08/10/2017 16:47				
Winner		09 - Michael T...				
Heat Winner:	Racer09 - Michael T...		# of Laps	Gap from Leader	Average Lap	
	Best Lap	49.367	24	-	50.057	
2nd Place:	Racer13 - Andrew La...		# of Laps	Gap from Leader	Average Lap	
	Best Lap	49.659	24	12.975	50.63	
3rd Place:	Racer26 - Bob Moss		# of Laps	Gap from Leader	Average Lap	
	Best Lap	49.452	24	18.121	50.73	
Position	Racer	Best Lap	Gap from Leader	# of Laps	Average Lap	ProSkill
4	21 - Craig Nash	49.703	24.953	24	51.032	2342
5	02 - Steve Cla...	50.458	32.922	24	51.397	1378
6	12 - David Bro...	50.619	38.897	24	51.623	1570
7	11 - Kevin Tay...	50.997	48.218	24	52.012	1397
8	18 - Matty Dem...	50.685	1L	23	52.546	1229
9	23 - Stuart Cl...	51.415	1L	23	52.554	1279
10	28 - Trevor Ro...	51.544	1L	23	52.908	1170
11	25 - Craig New...	52.067	1L	23	53.383	1085
12	30 - Reegan Ha...	51.201	1L	23	53.58	1069
13	15 - James Pet...	51.581	1L	23	53.717	1083
14	29 - George Ro...	51.956	1L	23	54.025	1047
15	08 - Guy Graham	51.157	4L	20	53.895	1112

Lap Times by Racer

25 - Craig New...	26 - Bob Moss	21 - Craig Nash	09 - Michael T...	11 - Kevin Tay...	23 - Stuart Cl...	12 - David Bro...	02 - Steve Cla...	13 - Andrew La...	15 - James Pet...	28 - Trevor Ro...	08 - Guy Graham	18 - Matty Dem...	29 - George Ro...	30 - Reegan Ha...
(Penalties: 0)	(Penalties: 0)	(Penalties: 0)	(Penalties: 0)	(Penalties: 0)	(Penalties: 0)	(Penalties: 0)	(Penalties: 0)	(Penalties: 0)	(Penalties: 0)	(Penalties: 0)	(Penalties: 0)	(Penalties: 0)	(Penalties: 0)	(Penalties: 0)
1 56.46 [3]	1 58.653 [12]	1 61.008 [15]	1 54.051 [1]	1 55.515 [7]	1 57.069 [10]	1 56.787 [9]	1 54.888 [5]	1 55.037 [2]	1 57.751 [6]	1 56.911 [8]	1 58.064 [14]	1 55.896 [4]	1 58.219 [13]	1 59.366 [11]
2 52.979 [4]	2 50.865 [11]	2 53.238 [14]	2 50.209 [1]	2 52.857 [6]	2 52.25 [10]	2 52.586 [9]	2 51.819 [3]	2 50.824 [2]	2 53.524 [7]	2 53.27 [8]	2 54.999 [15]	2 53.764 [5]	2 55.01 [13]	2 54.812 [12]
3 52.735 [4]	3 53.395 [11]	3 51.268 [12]	3 49.859 [1]	3 53.017 [6]	3 53.564 [10]	3 53.03 [7]	3 51.303 [3]	3 51.06 [2]	3 54.422 [8]	3 54.087 [9]	3 53.429 [15]	3 52.387 [5]	3 53.269 [14]	3 52.221 [13]
4 52.809 [4]	4 52.391 [8]	4 50.91 [11]	4 49.766 [1]	4 51.416 [6]	4 53.635 [12]	4 50.784 [7]	4 51.75 [4]	4 50.174 [2]	4 53.184 [8]	4 53.23 [15]	4 52.466 [15]	4 52.002 [5]	4 52.504 [14]	4 52.864 [13]
5 55.031 [8]	5 50.379 [7]	5 50.747 [9]	5 49.602 [1]	5 53.122 [6]	5 53.64 [11]	5 51.951 [5]	5 51.269 [3]	5 50.172 [2]	5 53.272 [10]	5 54.72 [12]	5 52.067 [15]	5 52.449 [4]	5 53.195 [14]	5 52.54 [13]
6 53.193 [9]	6 50.456 [6]	6 49.872 [8]	6 49.678 [1]	6 51.202 [7]	6 51.726 [11]	6 51.434 [5]	6 51.675 [3]	6 50.382 [2]	6 52.242 [10]	6 53.459 [12]	6 51.472 [15]	6 51.659 [4]	6 53.567 [15]	6 54.725 [14]
7 52.65 [9]	7 49.841 [4]	7 51.421 [7]	7 49.803 [1]	7 51.88 [8]	7 52.043 [11]	7 51.815 [7]	7 50.823 [3]	7 50.215 [2]	7 52.687 [10]	7 52.351 [12]	7 71.132 [15]	7 51.411 [5]	7 58.5 [14]	7 58.763 [13]
8 52.428 [9]	8 49.954 [4]	8 52.711 [7]	8 49.604 [1]	8 53.06 [8]	8 51.777 [10]	8 52.744 [6]	8 50.946 [3]	8 49.686 [2]	8 53.17 [11]	8 53.201 [12]	8 51.342 [15]	8 50.685 [5]	8 51.956 [13]	8 58.08 [14]
9 52.25 [9]	9 49.841 [4]	9 50.1 [6]	9 49.918 [1]	9 51.343 [8]	9 51.472 [10]	9 51.156 [7]	9 50.962 [3]	9 49.77 [2]	9 52.519 [11]	9 52.189 [12]	9 52.054 [15]	9 51.756 [5]	9 52.89 [13]	9 52.208 [14]
10 52.765 [9]	10 50.135 [4]	10 50.216 [6]	10 49.555 [1]	10 50.997 [8]	10 52.653 [10]	10 50.619 [7]	10 51.137 [3]	10 50.179 [2]	10 52.965 [11]	10 51.544 [12]	10 51.349 [15]	10 51.414 [5]	10 52.88 [13]	10 51.985 [14]
11 52.087 [9]	11 50.737 [4]	11 50.387 [5]	11 50.313 [1]	11 51.502 [8]	11 52.52 [10]	11 50.681 [7]	11 50.716 [3]	11 49.81 [2]	11 51.581 [11]	11 51.909 [12]	11 51.897 [15]	11 51.11 [6]	11 54.071 [13]	11 52.299 [14]
12 52.254 [9]	12 51.178 [3]	12 49.874 [5]	12 49.367 [1]	12 51.558 [8]	12 52.117 [10]	12 51.007 [7]	12 50.687 [3]	12 49.903 [2]	12 52.192 [11]	12 51.743 [12]	12 52.497 [15]	12 51.717 [6]	12 53.404 [13]	12 51.998 [14]
13 52.564 [9]	13 49.645 [3]	13 49.703 [5]	13 50.01 [1]	13 51.223 [7]	13 52.567 [10]	13 51.195 [6]	13 51.765 [4]	13 50.046 [2]	13 51.923 [11]	13 53.007 [12]	13 51.157 [15]	13 58.329 [8]	13 53.954 [13]	13 54.872 [14]
14 61.072 [11]	14 49.705 [3]	14 49.717 [5]	14 49.38 [1]	14 51.441 [7]	14 53.941 [9]	14 51.595 [6]	14 50.598 [4]	14 51.195 [2]	14 59.767 [12]	14 52.488 [10]	14 58.058 [15]	14 51.881 [8]	14 53.768 [14]	14 51.726 [13]
15 53.414 [11]	15 49.503 [3]	15 49.866 [5]	15 50.07 [1]	15 51.132 [7]	15 51.91 [9]	15 51.202 [6]	15 51.305 [4]	15 51.948 [2]	15 60.938 [12]	15 52.1 [10]	15 52.041 [15]	15 51.614 [8]	15 56.858 [13]	15 58.416 [14]
16 52.577 [11]	16 50.595 [3]	16 50.561 [5]	16 49.855 [1]	16 51.295 [7]	16 51.415 [9]	16 51.003 [6]	16 50.563 [4]	16 53.023 [2]	16 53.543 [12]	16 55.899 [10]	16 52.868 [14]	16 52.238 [8]	16 52.786 [13]	16 52.835 [15]
17 53.85 [11]	17 50.442 [3]	17 50.415 [4]	17 50.063 [1]	17 52.278 [7]	17 51.688 [9]	17 50.925 [6]	17 51.733 [5]	17 50.299 [2]	17 51.817 [12]	17 51.544 [10]	17 53.519 [14]	17 51.643 [8]	17 53.332 [13]	17 52.692 [15]
18 52.305 [11]	18 49.47 [3]	18 50.005 [4]	18 49.655 [1]	18 51.107 [7]	18 51.793 [9]	18 50.896 [6]	18 50.458 [5]	18 49.866 [2]	18 52.346 [12]	18 51.811 [10]	18 51.959 [14]	18 52.01 [8]	18 53.548 [13]	18 52.388 [15]
19 52.858 [11]	19 50.196 [3]	19 50.991 [4]	19 49.749 [1]	19 51.592 [7]	19 52.013 [9]	19 50.78 [6]	19 51.626 [5]	19 49.849 [2]	19 53.136 [12]	19 52.841 [10]	19 52.501 [14]	19 51.516 [8]	19 54.301 [13]	19 51.728 [15]
20 52.067 [11]	20 49.452 [3]	20 49.872 [4]	20 50.18 [1]	20 51.835 [7]	20 51.942 [9]	20 50.717 [6]	20 51.963 [5]	20 50.523 [2]	20 54.11 [12]	20 51.995 [10]	20 52.868 [14]	20 56.665 [8]	20 53.673 [13]	20 51.337 [15]
21 52.376 [11]	21 49.992 [3]	21 49.883 [4]	21 49.703 [1]	21 51.794 [7]	21 51.612 [9]	21 51.353 [6]	21 51.844 [5]	21 50.011 [2]	21 52.262 [12]	21 51.724 [10]	21 51.959 [14]	21 52.672 [8]	21 52.79 [13]	21 51.201 [15]
22 53.28 [11]	22 49.911 [3]	22 49.911 [4]	22 49.748 [1]	22 51.973 [7]	22 52.712 [9]	22 51.486 [6]	22 51.229 [5]	22 49.659 [2]	22 53.934 [13]	22 52.501 [10]	22 52.868 [14]	22 51.723 [8]	22 53.946 [13]	22 51.44 [15]

25 - Craig New...	26 - Bob Moss	21 - Craig Nash	09 - Michael T...	11 - Kevin Tay...	23 - Stuart Cl...	12 - David Bro...	02 - Steve Cla...	13 - Andrew La...	15 - James Pet...	28 - Trevor Ro...	18 - Matty Dem...	29 - George Ro...	30 - Reegan Ha...
23 53.816 [11]	23 50.464 [3] 24 49.871 [3]	23 50.358 [4] 24 51.743 [4]	23 50.311 [1] 24 50.919 [1]	23 52.418 [7] 24 52.729 [7]	23 52.681 [9] 24	23 52.013 [6] 24 51.185 [6]	23 51.69 [5] 24 50.771 [5]	23 51.013 [2] 24 50.486 [2]	23 52.217 [13] 24	23 52.359 [10] 24	23 52.018 [8] 24	23 54.152 [14] 24	23 51.839 [12] 24

Final Results

No.	Driver	Grp	r1	r2	Total	BestLap	Lg Pts
10	Mitchell Taylor	A	18	30	48	49.615	30
19	Sam Knowles	A	25	21	46	49.274	25
24	Chris Cleaver	A	21	25	46	49.910	21
1	Elviss Zutis	A	30	15	45	49.131	18
27	Hasen Zalzala	A	16	18	34	49.688	16
6	Jon Boulter	A	15	16	31	50.239	15
22	Kyle Storor	A	14	13	27	49.903	14
16	Jason Dimmock	A	13	14*	27	50.647	13
20	Michael Stanley	A	10	14	24	50.093	12
14	James Dempster	A	12	12	24	51.156	11
17	Gary Lockwood	A	11	11	22	51.376	10
3	Ryan Adams	A	9	9	19	52.239	9
5	Jarrad Hunt-King	A	7	8	15	53.465	8
4	Daniel Cockerill	A	8	7	15	54.460	7
7	Neil Anderson	A	6	6	12	55.698	6
9	Michael Tarrant	B	30	30	60	49.367	30
26	Bob Moss	B	25	21	46	49.298	25
13	Andrew Lawton	B	15	25	40	49.659	21
21	Craig Nash	B	21	18	39	49.485	18
12	David Broadway	B	18	15	33	50.120	16
2	Steve Clarke	B	16	16	32	50.372	15
11	Kevin Taylor	B	14	14	28	50.138	14
23	Stuart Cleaver	B	13	12	25	50.705	13
18	Matty Dempster	B	11	13	24	50.685	12
28	Trevor Roberts	B	10	11	21	51.544	11
25	Craig Newman	B	9	10	19	52.067	10
8	Guy Graham	B	12	6	18	51.157	9
15	James Pether	B	8	8	16	51.581	8
30	Reegan Hardy	B	6	9	15	51.201	7
29	George Roberts	B	7	7	14	51.956	6

* Grp A, Rd 2 - Driver 16 (Jason Dimmock) awarded points for 7th place after mechanical issues halfway through race.

National Final Line Up

Pos	No.	Driver	Lg Total
1)	1	Elviss Zutis	135
2)	10	Mitchell Taylor	129
3)	21	Craig Nash	120
4)	9	Michael Tarrant	101
5)	24	Chris Cleaver	98
6)	27	Hassen Zalzala	96
7)	19	Sam Knowles	92
8)	20	Michael Stanley	77
9)	26	Bob Moss	76
10)	11	Kevin Taylor	74
11)	23	Stuart Cleaver	59
12)	12	David Broadway	38

14:30 - Open League R8

09 - Michael Tarrant

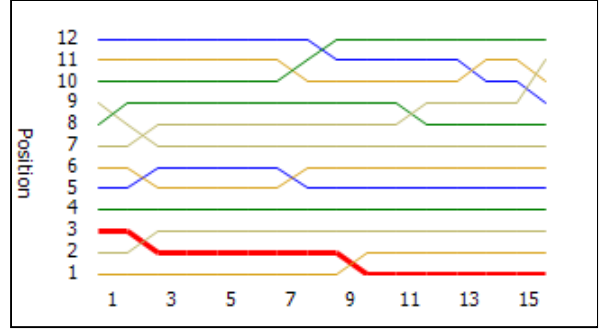
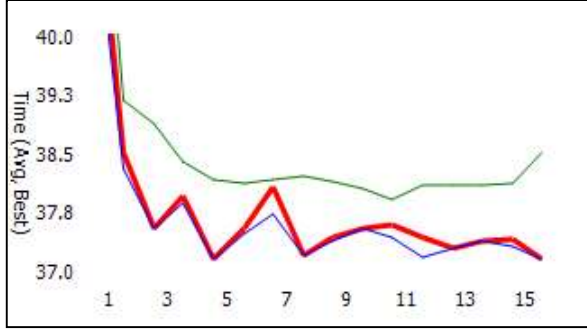
1st Place

Award: 3 time(s) best of the week., 3 time(s) best of the day. **ProSkill** 2825 Ranked 4 of 45004 (99.99 %)
 Racer since: 30/10/2014. 11th visit, 42nd race

Laptimes (Open - Race 10min - NAT) 08/10/2017 17:27

Heat #: 83

Position (By Position)



01-42.278 02-38.541 03-37.591 04-38.007
 09-37.464 10-37.573 11-37.638 12-37.454

05-37.195 06-37.573 07-38.122 08-37.229
 13-37.333 14-37.426 15-37.453 **16-37.185**

Birmingham Wheels

Pos	Racer	#Lap	Avg.	Gap	ProSkill
1	09 - Michael T...	16	37.879	-	2825 (+110)
2	10 - Mitchell ...	16	38.019	1.625	2471 (+111)
3	21 - Craig Nash	16	38.026	2.343	2415 (+73)
4	24 - Chris Cle...	16	38.316	7.677	2083 (+83)
5	01 - Elviss Zu...	16	38.440	8.003	3438 (-126)
6	27 - Hassen Za...	16	38.400	9.097	1922 (+33)
7	26 - Bob Moss	16	38.560	12.574	2404 (-89)
8	12 - David Bro...	16	39.029	21.000	1583 (+13)
9	19 - Sam Knowl...	16	39.169	22.104	1854 (-62)
10	11 - Kevin Tay...	16	39.204	23.324	1379 (-18)
11	20 - Michael S...	16	39.272	23.786	1247 (-23)
12	23 - Stuart Cl...	16	39.504	28.847	1234 (-45)

Top ProSkill. Overall	ProSkill	Best of The Week	Time
1 01 - Elviss Zutis...	3438	1 09 - Michael Tar...	37.185
2 Louis Dymond	3040	2 01 - Elviss Zuti...	37.213
3 Darelle Wilson	2923	3 10 - Mitchell Ta...	37.248
4 09 - Michael Tarrant	2825	4 21 - Craig Nash	37.475
5 10 - Mitchell Tay...	2471	5 24 - Chris Cleav...	37.514
6 Chris King	2437	6 27 - Hassen Zalz...	37.592
7 21 - Craig Nash	2415	7 26 - Bob Moss	37.754
8 Andy Spencer	2410	8 19 - Sam Knowles...	37.773
9 26 - Bob Moss	2404	9 11 - Kevin Taylor	38.180
10 Dwain Wilson	2369	10 12 - David Broad...	38.226
11 Dave Dehal	2169	11 20 - Michael Sta...	38.591
12 Sam De Silva	2127	12 23 - Stuart Clea...	38.724

Heat Results						
Heat Type Open - Race 10min - NAT						
Win By Position						
Date 08/10/2017 17:27						
Winner 09 - Michael T...						
Heat Winner:		Racer09 - Michael T...				
		Best Lap37.185	# of Laps 16	Gap from Leader -	Average Lap 37.879	
		ProSkill SCORE 2825	This Round +/-	110		
2nd Place:		Racer10 - Mitchell ...				
		Best Lap37.248	# of Laps 16	Gap from Leader 1.625	Average Lap 38.019	
		ProSkill SCORE 2471	This Round +/-	111		
3rd Place:		Racer21 - Craig Nash				
		Best Lap37.475	# of Laps 16	Gap from Leader 2.343	Average Lap 38.026	
		ProSkill SCORE 2415	This Round +/-	73		
Position	Racer	Best Lap	Gap from Leader	# of Laps	Average Lap	ProSkill
4	24 - Chris Cle...	37.514	7.677	16	38.316	2083
5	01 - Elviss Zu...	37.213	8.003	16	38.44	3438
6	27 - Hassen Za...	37.592	9.097	16	38.4	1922
7	26 - Bob Moss	37.754	12.574	16	38.56	2404
8	12 - David Bro...	38.226	21.000	16	39.029	1583
9	19 - Sam Knowl...	37.773	22.104	16	39.169	1854
10	11 - Kevin Tay...	38.18	23.324	16	39.204	1379
11	20 - Michael S...	38.591	23.786	16	39.272	1247
12	23 - Stuart Cl...	38.724	28.847	16	39.504	1234

Lap Times by Racer

26 - Bob Moss	21 - Craig Nash	09 - Michael T...	01 - Elviss Zu...	10 - Mitchell ...	11 - Kevin Tay...	19 - Sam Knowl...	27 - Hassen Za...	23 - Stuart Cl...	24 - Chris Cle...	20 - Michael S...	12 - David Bro...
(Penalties: 0)	(Penalties: 0)	(Penalties: 0)	(Penalties: 0)	(Penalties: 0)	(Penalties: 0)	(Penalties: 0)	(Penalties: 0)	(Penalties: 0)	(Penalties: 0)	(Penalties: 0)	(Penalties: 0)
1 43.855	1 42.077	1 42.278	1 43.523	1 42.102	1 44.582	1 52.447	1 42.68	1 43.535	1 41.678	1 42.57	1 42.756
[9]	[2]	[3]	[5]	[1]	[11]	[12]	[6]	[10]	[4]	[7]	[8]
2 39.276	2 38.425	2 38.541	2 39.984	2 38.343	2 39.915	2 38.407	2 39.317	2 40.003	2 38.875	2 39.087	2 40.349
[8]	[2]	[3]	[5]	[1]	[11]	[12]	[6]	[10]	[4]	[7]	[9]
3 38.59	3 37.955	3 37.591	3 39.95	3 37.889	3 39.611	3 38.548	3 39.088	3 39.567	3 38.777	3 40.445	3 39.077
[7]	[3]	[2]	[6]	[1]	[11]	[12]	[5]	[10]	[4]	[8]	[9]
4 38.244	4 38.33	4 38.007	4 38.189	4 37.91	4 39.097	4 38.29	4 38.068	4 39.025	4 38.368	4 38.976	4 38.803
[7]	[3]	[2]	[6]	[1]	[11]	[12]	[5]	[10]	[4]	[8]	[9]
5 38.212	5 37.755	5 37.195	5 37.896	5 37.521	5 39.465	5 37.917	5 38.319	5 38.802	5 37.943	5 38.613	5 38.727
[7]	[3]	[2]	[6]	[1]	[11]	[12]	[5]	[10]	[4]	[8]	[9]
6 38.267	6 37.682	6 37.573	6 37.806	6 37.897	6 39.08	6 38.249	6 37.808	6 38.944	6 37.514	6 38.831	6 38.344
[7]	[3]	[2]	[6]	[1]	[11]	[12]	[5]	[10]	[4]	[8]	[9]
7 38.804	7 37.756	7 38.122	7 37.912	7 37.824	7 38.303	7 37.939	7 38.094	7 39.09	7 37.791	7 38.608	7 38.317
[7]	[3]	[2]	[6]	[1]	[11]	[12]	[5]	[10]	[4]	[8]	[9]
8 38.28	8 37.532	8 37.229	8 38.011	8 37.248	8 38.31	8 38.296	8 38.483	8 39.605	8 37.989	8 39 [8]	8 39.07
[7]	[3]	[2]	[5]	[1]	[10]	[12]	[6]	[11]	[4]	[8]	[9]
9 37.968	9 37.7	9 37.464	9 37.418	9 37.774	9 38.18	9 39.044	9 37.592	9 40.099	9 37.697	9 38.665	9 38.686
[7]	[3]	[2]	[5]	[1]	[10]	[11]	[6]	[12]	[4]	[8]	[9]
10 37.999	10 37.742	10 37.573	10 37.786	10 38.178	10 38.178	10 37.826	10 37.725	10 38.724	10 37.926	10 38.626	10 38.454
[7]	[3]	[1]	[5]	[2]	[10]	[11]	[6]	[12]	[4]	[8]	[9]
11 37.754	11 37.59	11 37.638	11 37.527	11 37.461	11 38.255	11 37.773	11 37.711	11 38.828	11 37.752	11 38.591	11 38.647
[7]	[3]	[1]	[5]	[2]	[10]	[11]	[6]	[12]	[4]	[8]	[9]
12 38.127	12 37.572	12 37.454	12 37.213	12 37.788	12 38.216	12 37.959	12 37.948	12 39.167	12 37.61	12 39.619	12 38.918
[7]	[3]	[1]	[5]	[2]	[10]	[11]	[6]	[12]	[4]	[9]	[8]
13 37.851	13 37.475	13 37.333	13 37.678	13 37.684	13 38.559	13 38.465	13 37.914	13 39.353	13 37.988	13 38.778	13 38.428
[7]	[3]	[1]	[5]	[2]	[10]	[11]	[6]	[12]	[4]	[9]	[8]
14 37.778	14 37.704	14 37.426	14 37.627	14 37.59	14 39.231	14 38.497	14 37.847	14 38.953	14 37.986	14 38.653	14 38.394
[7]	[3]	[1]	[5]	[2]	[11]	[10]	[6]	[12]	[4]	[9]	[8]
15 37.808	15 37.603	15 37.453	15 37.352	15 37.659	15 38.946	15 38.643	15 37.89	15 39.141	15 38.068	15 39.087	15 38.226
[7]	[3]	[1]	[5]	[2]	[11]	[10]	[6]	[12]	[4]	[9]	[8]
16 38.145	16	16	16	16 37.431	16	16 38.4	16	16	16	16 40.205	16 38.226
[7]				[2]		[9]				[11]	[8]

21 - Craig Nash	09 - Michael T...	01 - Elviss Zu...	11 - Kevin Tay...	27 - Hassen Za...	23 - Stuart Cl...	24 - Chris Cle...	12 - David Bro...
37.525	37.185	39.172	39.064	37.919	39.232	39.094	39.27
[3]	[1]	[5]	[10]	[6]	[12]	[4]	[8]

Final Results

No.	Driver	Best Lap	Lg Pts
9	Michael Tarrant	37.185	30
10	Mitchell Taylor	37.248	25
21	Craig Nash	37.475	21
24	Chris Cleaver	37.514	18
1	Elviss Zutis	37.213	16
27	Hassen Zalzala	37.592	15
26	Bob Moss	37.754	14
12	David Broadway	38.226	13
19	Sam Knowles	37.773	12
11	Kevin Taylor	38.180	11
20	Michael Stanley	38.591	10
23	Stuart Cleaver	38.724	9

In Pictures



It was a nail-biting climax to an amazing season with such close racing action all day. The Finale's twists and turns, with Mike Tarrant upsetting the applecart with his win, ensured no-one could guess the season's winner until it was revealed on the podium.



On the podium:

- 1 > Michael Tarrant
- 2 > Mitchell Taylor
- 3 > Craig Nash

Ultimate Open League 2017 | Grand Prix Karting

Grand Prix Outdoor Go Karting Birmingham

Current Leaderboard													
Pos	Driver	r1	r2	r3	r4	r5	r6	r7	r8	Best Lap	Sub	Adj	Total
1	Mitchell Taylor	--	16	30	18	30	21	18	30	48.586	129	25	154
2	Elviss Zutis	30	15	25	25	30	25	25	18	48.119	135	16	151
3	Craig Nash	30	18	30	16	--	21	21	18	48.884	120	21	141
4	Michael Tarrant	--	--	--	30	25	--	16	30	48.351	101	30	131
5	Chris Cleaver	25	--	18	10	18	16	15	21	48.911	98	18	116
6	Hassen Zalzala	--	14	25	13	16	25	--	16	48.307	96	15	111
7	Sam Knowles	13	12	16	12	21	16	14	25	48.837	92	12	104
8	Bob Moss	--	21	--	--	--	--	30	25	48.991	76	14	90
9	Michael Stanley	--	9	21	8	16	15	13	12	49.848	77	10	87
10	Kevin Taylor	--	10	21	--	14	15	10	14	49.889	74	11	85
11	Darelle Wilson	--	30	--	--	18	30	--	--	48.330	78	-	78
12	Dwain Wilson	--	25	--	21	--	30	--	--	48.330	76	-	76
13	Stuart Cleaver	14	--	18	--	14	--	--	13	50.426	59	9	68
14	Mariusz Tomza	--	--	--	15	25	18	--	--	49.229	58	-	58
15	Matthew Jordan	--	11	15	14	15	--	--	--	49.170	55	-	55
16	David Broadway	--	--	--	--	10	--	12	16	49.870	38	13	51
17	Mo Mohamed	--	13	--	--	13	--	8	--	49.866	34	-	34
18	Robert Ramsell	--	--	--	--	13	14	--	--	50.276	27	-	27
19	James Purchase	25	--	--	--	--	--	--	--	50.426	25	-	25
20	Eddy Pierce	--	--	--	9	15	--	--	--	49.341	24	-	24
21	Craig Newman	--	--	--	--	12	--	--	10	51.571	22	-	22
22	Kenny Collins	21	--	--	--	--	--	--	--	50.304	21	-	21
23	Matt James	21	--	--	--	--	--	--	--	50.578	21	-	21

24	Jason Coughlin	--	--	--	--	21	--	--	--	49.005	21	-	21
25	Andrew Lawton	--	--	--	--	--	--	--	21	49.659	21	-	21
26	Luigi Trapani	18	--	--	--	--	--	--	--	50.332	18	-	18
27	Nick Collins	18	--	--	--	--	--	--	--	51.095	18	-	18
28	Kinga Ma	--	--	--	--	18	--	--	--	49.705	18	-	18
29	Jayne Miller	16	--	--	--	--	--	--	--	50.344	16	-	16
30	Luke Humphreys	16	--	--	--	--	--	--	--	51.089	16	-	16
31	Kevin Ford	--	--	16	--	--	--	--	--	50.631	16	-	16
32	Jarek Palusiak	15	--	--	--	--	--	--	--	50.616	15	-	15
33	Giles Smith	15	--	--	--	--	--	--	--	51.418	15	-	15
34	Lee Feeney	--	--	15	--	--	--	--	--	50.353	15	-	15
35	Jon Boulter	--	--	--	--	--	--	--	15	50.239	15	-	15
36	Steve Clarke	--	--	--	--	--	--	--	15	50.372	15	-	15
37	Onofrio Militello	14	--	--	--	--	--	--	--	50.731	14	-	14
38	Derrick Livermore	--	--	14	--	--	--	--	--	51.717	14	-	14
39	Keir Latowsky	--	--	14	--	--	--	--	--	51.717	14	-	14
40	Edward White	--	--	--	--	14	--	--	--	50.911	14	-	14
41	Kyle Storor	--	--	--	--	--	--	--	14	49.903	14	-	14
42	Adam Jennings	13	--	--	--	--	--	--	--	51.174	13	-	13
43	Craig Faultless	--	--	13	--	--	--	--	--	50.363	13	-	13
44	Gary Cooper	--	--	13	--	--	--	--	--	50.363	13	-	13
45	Asad Mirza	--	--	--	--	13	--	--	--	51.052	13	-	13
46	Humayun Rashid	--	--	--	--	13	--	--	--	51.052	13	-	13
47	Jason Dimmock	--	--	--	--	--	--	--	13	50.647	13	-	13
48	Lindsey Speirs	12	--	--	--	--	--	--	--	51.502	12	-	12
49	Geoff Browne	12	--	--	--	--	--	--	--	51.583	12	-	12
50	Wasim Ali	--	--	12	--	--	--	--	--	51.122	12	-	12

Leaderboard last updated Wed 11th October, 3:13pm

[<<< Back to Details](#)

In Pictures



League Winners: 1 > Mitchell Taylor
2 > Elviss Zutis
3 > Craig Nash



In Pictures



GRAND PRIX KARTING
PRESENT



HALLOWEEN SPECIAL

**5 MINUTES QUALIFYING PLUS A
40 MINUTE RACE - JUST \$50 P/P
TUESDAY 31ST OCTOBER 7:00PM**